

Research Article

The correlation of *microRNA-499* rs3746444 T>C locus with the susceptibility of gastric cancer: from a case–control study to a meta-analysis

 Guoxiang Rong^{1,*}, Yongping Zhu^{2,*},  Weifeng Tang³, Hao Qiu⁴ and Sheng Zhang⁵

¹Department of Thoracic Surgery, The People's Hospital of Danyang; Affiliated Danyang Hospital of Nantong University, Danyang, Jiangsu Province, China; ²Department of Cardiovascular Surgery, Fujian Medical University Union Hospital, Fuzhou, Fujian 350005, China; ³Department of Cardiothoracic Surgery, Affiliated People's Hospital of Jiangsu University, Zhenjiang, Jiangsu Province, China; ⁴Department of Immunology, School of Medicine, Jiangsu University, Zhenjiang, Jiangsu Province, China; ⁵Department of General Surgery, Changzhou No. 3 People's Hospital, Changzhou 213000, Jiangsu Province, China

Correspondence: Sheng Zhang (13601507172@163.com) or Guoxiang Rong (Guoxiang_Rongzj@126.com)



The relationship between rs3746444 T>C single-nucleotide polymorphism (SNP) in *microRNA (mir)-499* and risk of gastric cancer (GC) has been widely investigated. However, the association was still unconfirmed. Here, we first recruited 490 GC patients and 1476 controls, and conducted a case-control study. And we did not find any association between rs3746444 T>C SNP polymorphism and risk of GC. Subsequently, we conducted a meta-analysis to explore the association of *mir-499* rs3746444 polymorphism with GC development. Two authors searched the PubMed and EMBASE databases up to October 15, 2019 independently. Finally, nine literatures involving 12 independent studies were included. In total, 3954 GC cases and 9745 controls were recruited for meta-analysis. The results suggested that allele model, homozygote model and recessive model could increase the risk of overall GC ($P=0.002$, 0.009 and 0.013 , respectively). When we excluded the studies violated HWE, this association was also found in allele model ($P=0.020$) and dominant model ($P=0.044$). In subgroup analyses, we identified that rs3746444 SNP in *mir-499* increased the risk of GC in Asians and gastric cardiac adenocarcinoma (GCA) subgroups. No significant bias of selection was found (all $P>0.1$). Test of sensitivity analysis indicated that our findings were stable. Additionally, we found that the power value was 0.891 in the allele model, suggesting the reliability of our findings. In summary, our analysis confirmed the association between rs3746444 and the risk of GC, especially in Asians and in patients with GCA.

Introduction

Gastric cancer (GC), a commonly malignant disease, which ranks the fifth in terms of cancer diagnose but the third in terms of cancer death (almost one in every twelve mortalities globally) [1]. Compared with other cancers, GC poses both higher incidence and more frequent mortality. Generally, there are two subtypes of GC diagnosed involving gastric cardiac adenocarcinoma (GCA) and non-GCA. The underlying etiology in the development of GC involves the potential interaction between environmental and individual's genetic factors. A number of efforts have been performed before people make a clear knowing of how the hereditary factors could influence the onset of GC.

In human, *microRNA-* (*mir-*) has about 22 nucleotide molecules. Recently, many types of *mir-* have been found. It is established that *mir-* regulates the expression of the target genes. Accumulating evidences have indicated that *mir-* is very important for adjusting and controlling the various functions in body. Abnormal expression of *mir-* may lead to a variety of disorders. *Mir-499* is a common *mir-* and extensively studied its potential role in the development of cancer. More and more evidences have indicated

*These authors contributed equally to this work.

Received: 29 September 2020

Revised: 08 December 2020

Accepted: 10 December 2020

Accepted Manuscript online:
15 December 2020

Version of Record published:
06 January 2021

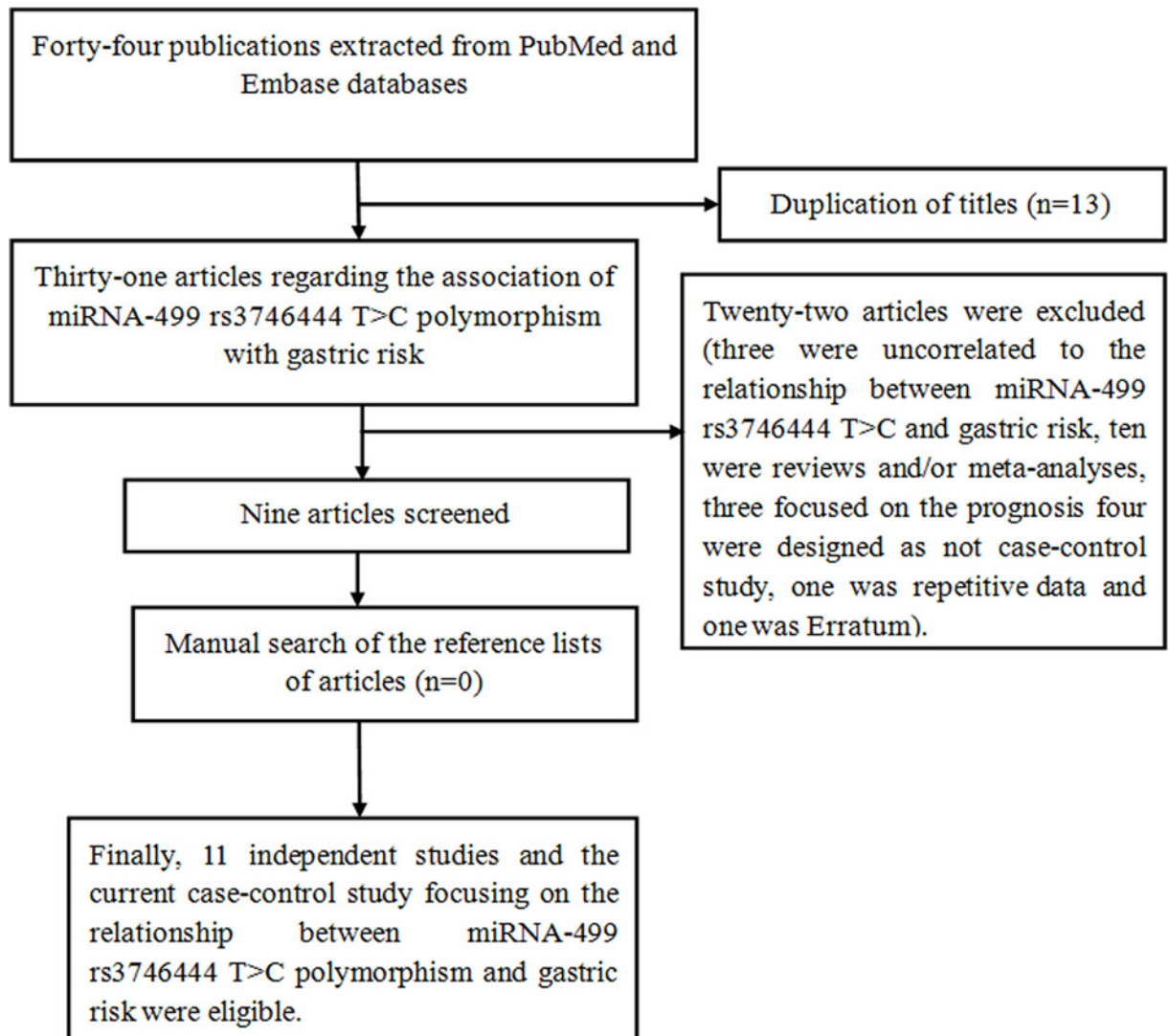


Figure 1. Flow diagram of the meta-analysis

that *Mir-499* plays a vital role in growth and migration [2,3], inflammatory response [4], and immune response [5]. A recent study reported that *miR-499-5p* might facilitate the progress of colorectal carcinoma and could be considered as a therapeutic target for the treatment [2]. The *miR-499* signature from the serum was identified to be correlated with prognosis of lung carcinoma [6]. Compared with tubular adenocarcinoma, the *miR-499-3p* expression was increased in signet-ring cell of GC [7]. In view of these, we concluded that *mir-499* could be implicated in carcinoma development.

Single-nucleotide polymorphisms (SNPs) may be the most frequent mutation. *Mir*-SNPs could affect the normal expression of *mir*-. Of late, some studies have sought the relationship of loci in *mir-499* with cancer. Rs3746444 T>C SNP is located in *mir-499* and extensively studied the association of this SNP with cancer risk. Meta-analyses have established the correlation between this SNP and the risk of overall cancer [8–13]. Most of these findings suggested that rs3746444 C-allele carriers appeared to get an increased susceptibility of cancer [8–10,12,13]. The relationship between rs3746444 SNP and GC susceptibility has also been investigated [14–22]. However, the correlation of rs3746444 polymorphism with GC development was still unconfirmed. Additionally, more recent studies with large sample sizes focusing on the relationship between *mir-499* rs3746444 SNP and GC risk have been conducted [15,21]. The potential association of *mir-499* rs3746444 SNP to GC is more conflicting. On this issue, it is necessary to carried out a more precise assessment. Thus, considering the effect of rs3746444 SNP on the risk of GC, we first recruited 1966 subjects

Table 1 Distribution of selected demographic variables and risk factors in GC cases and controls

Variable	GC Cases (n=490) n (%)	Controls (n=1476) n (%)	P ^a
Age (years)	60.65 ±11.43	61.30 ±9.60	0.220
Age (years)			0.597
< 61	221(45.10)	686(46.48)	
≥61	269(54.90)	790(53.52)	
Sex			0.891
Male	331(67.55)	1,002(67.89)	
Female	159(32.45)	474(32.11)	
Smoking status			0.001
Never	309(63.06)	1051(71.21)	
Ever	181(36.94)	425(28.79)	
Alcohol use			<0.001
Never	374(76.33)	1319(89.36)	
Ever	116(23.67)	157(10.64)	
BMI (kg/m ²)			<0.001
< 24	356(72.65)	761(51.56)	
≥ 24	134(27.35)	715(48.44)	

Bold values are statistically significant ($P < 0.05$).

BMI, body mass index.

^aTwo-sided χ^2 test and Student's t test.

Table 2 Primary information for *mir-499* rs3746444 T>C polymorphism

Genotyped SNPs	<i>mir-499</i> rs3746444 T>C
Chromosome	20
Chr Pos (NCBI Build 38)	3499048
MAF* for Chinese in database	0.15
MAF in our controls (n=1476)	0.15
P value for HWE† test in our controls	0.99
% Genotyping value	99.64%

*MAF, minor allele frequency.

†HWE, Hardy–Weinberg equilibrium.

(490 GC patients and 1476 controls), and conducted a case–control study. Subsequently, an updated pooled-analysis was carried out to clarify the role of rs3746444 SNP on the development of GC.

Materials and methods

Case–control study

In this investigation, 490 histopathologically confirmed GC cases were enrolled from Union Hospital (Fuzhou city, China) and the No.1 People's Hospital of Zhenjiang City (Zhenjiang City, China), between May 2013 and June 2016, and 1476 hospital-based controls were also recruited as we mentioned in our previous study [23]. All GC patients were diagnosed as non-GCA cases. Age and sex were full-matched in two groups. The information of the included subjects was summarized in Table 1. Each participant provided an informed consent. The institutional review boards of Jiangsu University approved this study protocol (No. 20150083). *Mir-499* rs3746444 SNP was selected to studied. The related information of *mir-499* rs3746444 SNP was summarized in Table 2. By using the Promega DNA Purification Kit (Madison, U.S.A.), genomic DNA was carefully extracted from peripheral blood samples. Genotyping was conducted by SNPscan™ methodology (Genesky Biotechnologies Inc., Shanghai, China).

The χ^2 -test was conducted to compare the difference in the distribution of genotype frequencies between two groups. SAS 9.4 software (Cary, NC, U.S.A.) was harnessed to analyze the data. The P value less than 0.05 was considered as statistically significant.

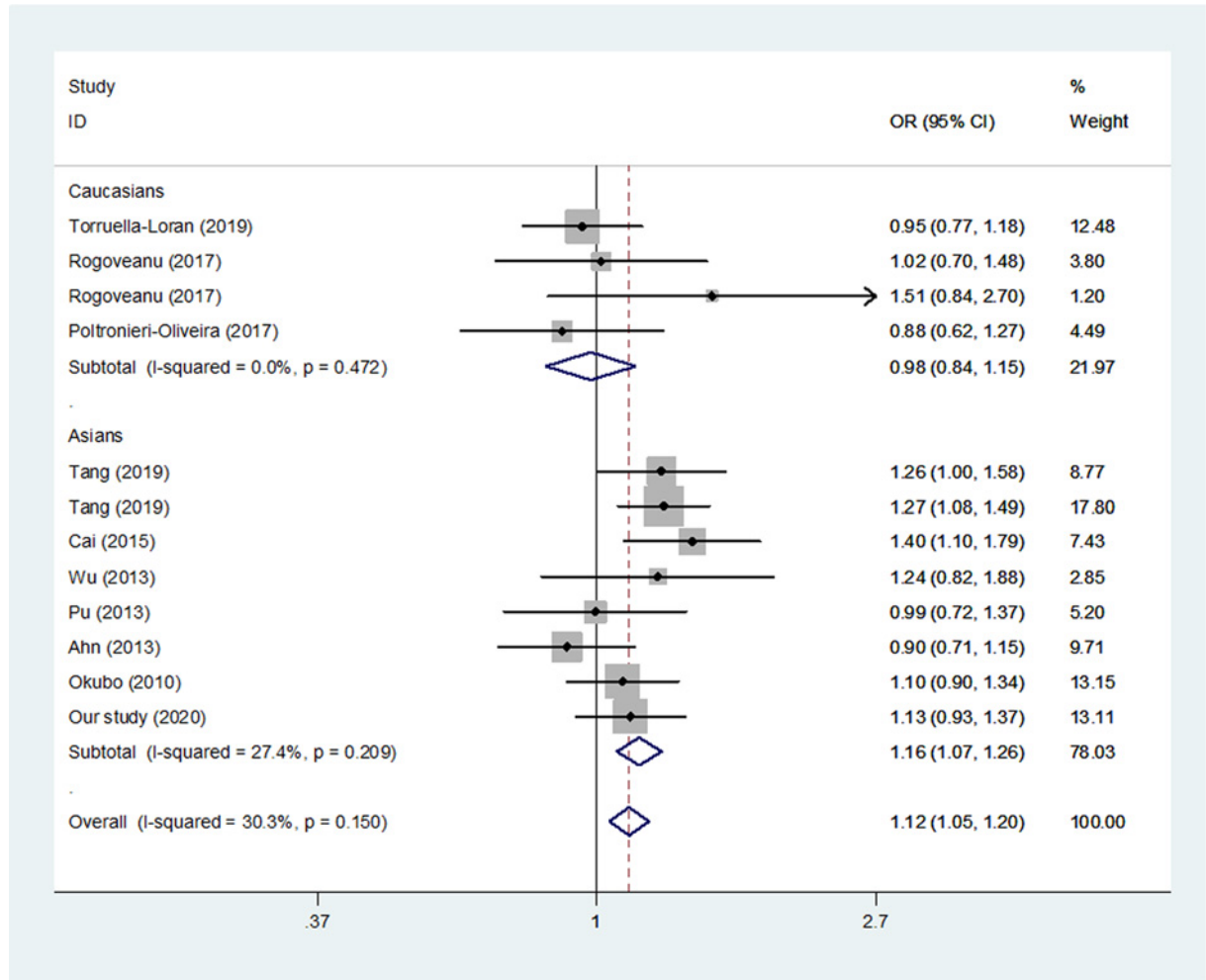


Figure 2. Meta-analysis of the relationship between miR-499 rs3746444 T>C polymorphism and gastric risk for different ethnicity (C vs. T, fixed-effects model)

Meta-analysis

This meta-analysis was reported following the guideline of Preferred Reporting Items for Meta-analyses (PRISMA) (Supplementary Table S1. The checklist of PRISMA) [24].

Two authors (G. Rong and S. Zhang) searched the PubMed and EMBASE electronic databases up to October 15, 2019 independently. The strategy of literature searching was presented as following: (*microRNA-499* OR *mir-499* OR rs3746444) AND (SNP OR mutation OR variant OR polymorphism) AND (cancer OR carcinoma) and (gastric OR stomach OR esophagogastric junction OR gastric cardiac). References in reviews and the included articles were manually searched and checked the potential data. In literature searching process, there was no language limited.

In this meta-analysis, the included investigations should accord with the selecting criteria: (a) done as a retrospective study or a case-control study; (b) evaluated the association of *mir-499* rs3746444 SNP with GC; and (c) we could extract the original data from the eligible study to get the pooled odds ratios (ORs) and 95% confidence intervals (CIs). The corresponding criteria of exclusion were: (a) repeated data; (b) genotype data were not presented in publication; (c) only focusing on the prognosis of GC; and (d) comments, review and meta-analysis. Two authors (G. Rong and S. Zhang) performed the procedure of data extraction independently. The following original information was selected and extracted: publication year, first author, race, country, number of subjects, method of polymerase chain reaction, *mir-499* rs3746444 genotype data. If any disagreement emerged, the third author (W. Tang) was invited. The final decision was made by a vote during this process.

For *mir-499* rs3746444 SNP, rs3746444 C allele was used as the reference. The relationship was evaluated by using STATA software (version 12.0). We used an online calculator (<http://ihg.gsf.de/cgi-bin/hw/hwa1.pl>) to determine

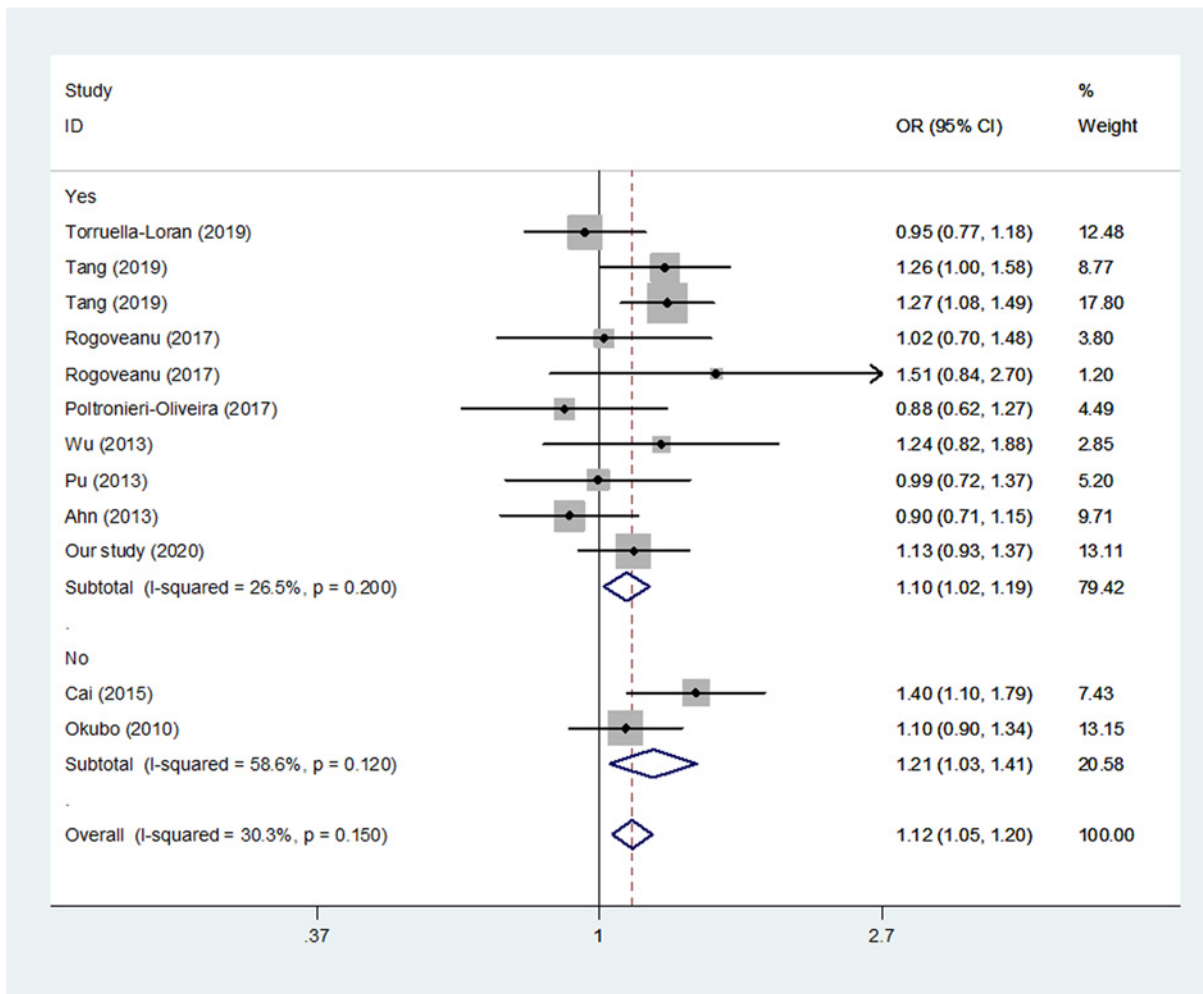


Figure 3. Meta-analysis of the relationship between miR-499 rs3746444 T>C polymorphism and gastric risk for different HWE (C vs. T, fixed-effects model)

whether the genotype distribution of *mir-499* rs3746444 agreed with Hardy–Weinberg equilibrium (HWE) [25]. Since the heterogeneity could influence the assessment of association, we used Q -statistical test and I^2 test to study the heterogeneity. When significant heterogeneity ($I^2 > 50\%$ or $P < 0.10$) was found, the random-effects model (the DerSimonian–Laird method) was used [26,27]. And when it is out of heterogeneity, fixed-effects model was implemented (the Mantel–Haenszel method) [28,29]. Four major genetic models were harnessed in the present study. The allele model (C vs. T), homozygote model (CC vs. TT), recessive model (CC vs. TT/TC), and dominant model (CC/TC vs. TT) were calculated. Region of GC was defined as gastric cardiac adenocarcinoma (GCA), non-GCA and mixed. Bgger’s Funnel plots and Egger’s test were used to check whether there was an evidence of publication bias. Quality evaluation was carried out with a Newcastle–Ottawa Quality Assessment Scale. The quality of the include study was defined as high quality (scores ≥ 7 stars) and low quality (scores < 7 stars) [30].

Results

Case-control study

In total, 1966 subjects (490 non-GCA patients and 1476 controls) were recruited in the present study. The TT, TC and CC genotype frequencies of *mir-499* rs3746444 SNP were 69.82%, 26.69% and 3.49% in 490 non-GCA patients and 71.88%, 25.82% and 2.31% in 1476 hospital-based controls, respectively. As summarized in Table 3, we did not find any association between rs3746444 T>C SNP polymorphism and risk of non-GCA. After an adjustment for the

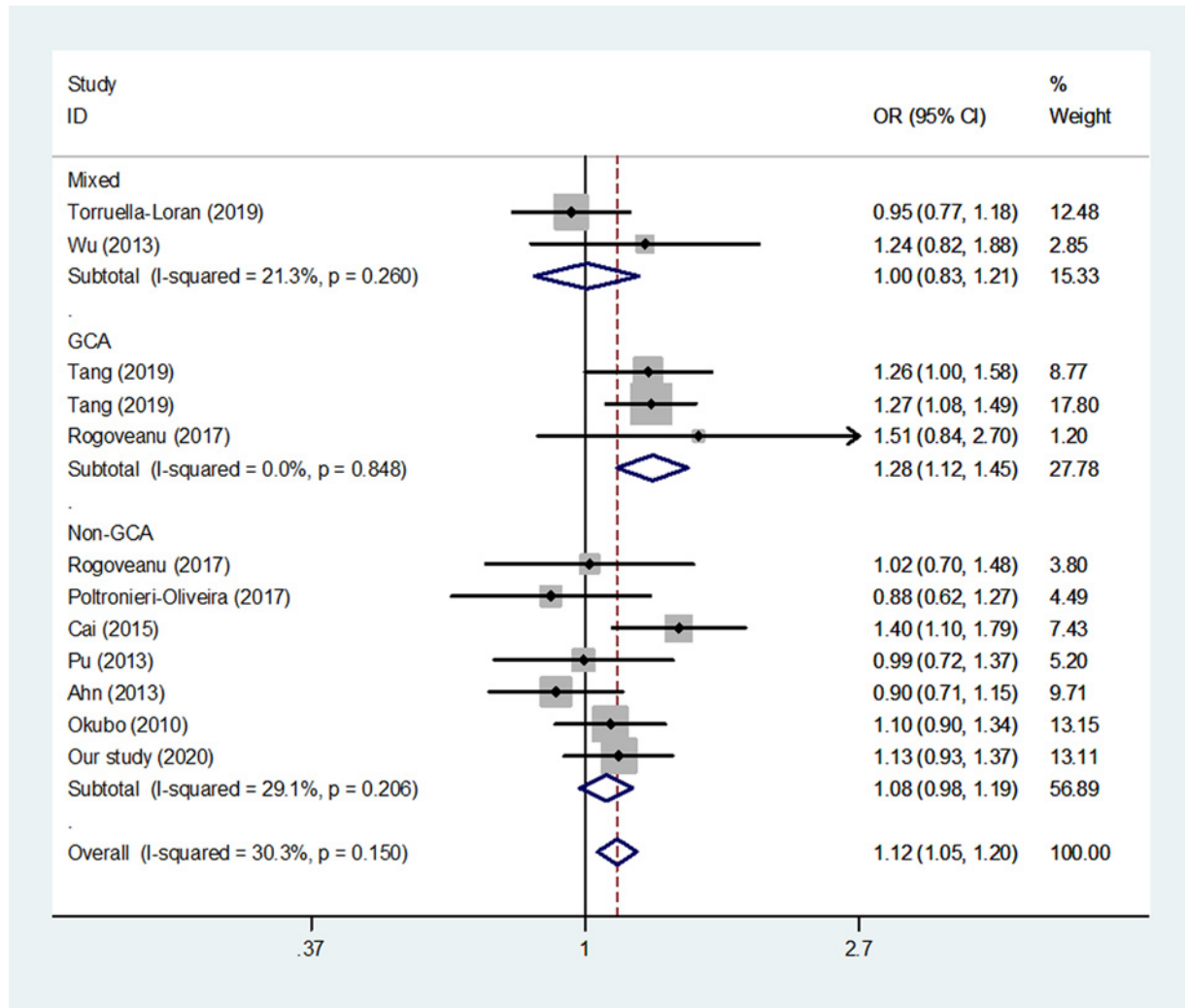


Figure 4. Meta-analysis of the relationship between miR-499 rs3746444 T>C polymorphism and gastric risk for different region (C vs. T, fixed-effects model)

Table 3 Logistic regression analyses of associations between *mir-499* rs3746444 T>C polymorphism and GC

Genotype	CRC Cases (n=490)		Controls (n=1476)		Crude OR (95% CI)	P	Adjusted OR* (95% CI)	P
	n	%	n	%				
<i>mir-499</i> rs3746444 T>C								
TT	340	69.82	1058	71.88	1.00		1.00	
TC	130	26.69	380	25.82	1.07(0.84–1.35)	0.600	1.04(0.82–1.33)	0.730
CC	17	3.49	34	2.31	1.56(0.86–2.82)	0.145	1.59(0.86–2.95)	0.141
CT+TT	147	30.18	414	28.13	1.11(0.88–1.38)	0.384	1.09(0.86–1.37)	0.479
TT+TC	470	96.51	1,438	97.69	1.00		1.00	
CC	17	3.49	34	2.31	1.53(0.85–2.76)	0.159	1.57(0.85–2.90)	0.149
C allele	164	16.84	448	15.22				

*Adjusted for age, sex, smoking status, alcohol use and BMI status.

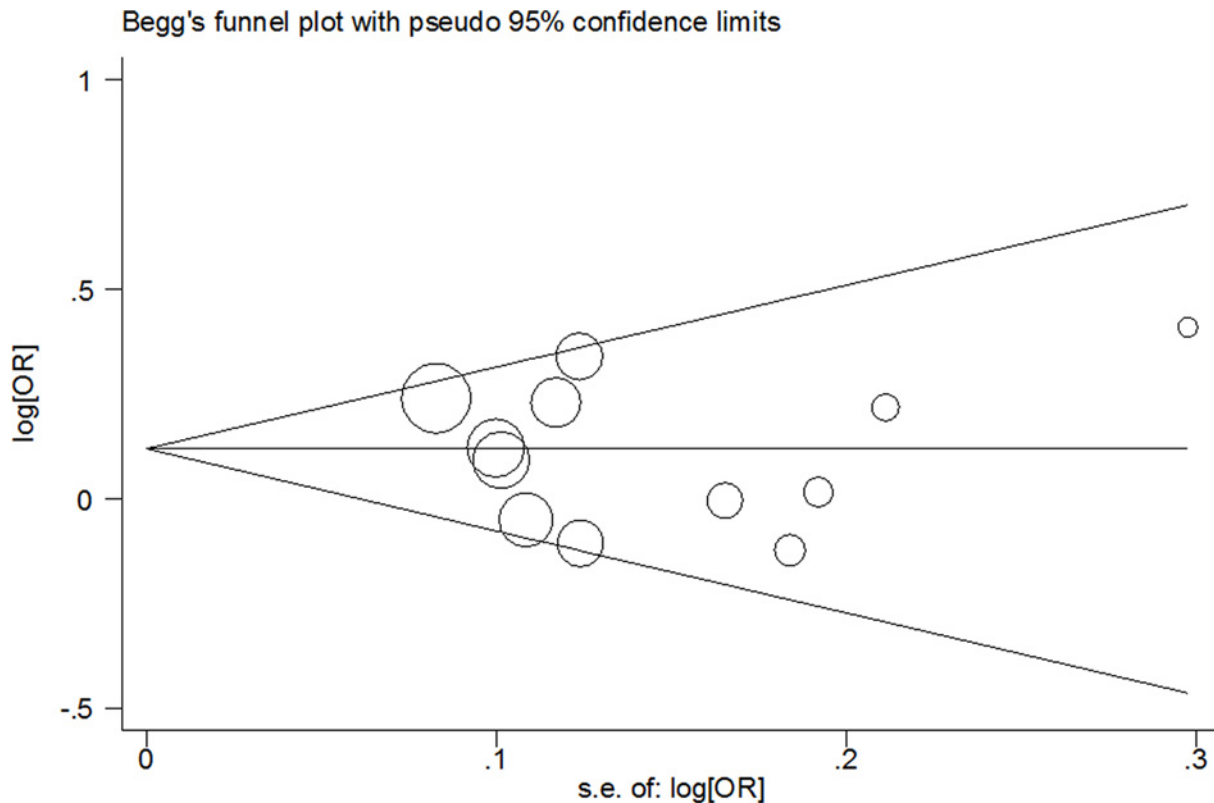


Figure 5. Begg's funnel plot of meta-analysis (C vs. T, fixed-effects model)

included risk factors, there was no correlation of rs3746444 SNP with the occurrence of non-GCA. The detailed data were summarized in Supplementary Table S2.

Meta-analysis results

First, 44 literatures were searched from EMBASE and PubMed databases. As shown in Figure 1, when we reviewed the titles and abstracts, 13 duplicated publications were excluded. With an additional filter, twenty-two articles were excluded (ten were reviews and meta-analyses, four were designed as not case-control study, three were uncorrelated to the relationship of rs3746444 with GC risk, three focused on the prognosis, one was repetitive data and one was Erratum). Finally, after a detailed filtrate, nine literatures and the current case-control study involving twelve independent studies were included [14–22]. In total, we recruited 3954 GC cases and 9745 controls. These contained publications were performed in Asians [14,15,17–20] and Caucasians [16,21,22]. Three independent studies were conducted in GCA [15,16], seven were in non-GCA [14,16,18–20,22], and two were in mixed [17,21]. Other detailed information was presented in Tables 4 and 5. According to Newcastle–Ottawa scale, quality assessment of meta-analysis was performed. The process and results of quality assessment were summarized in Table 6.

The estimated allele model ($P=0.002$, Table 7 and Figure 2), homozygote model ($P=0.009$), recessive model ($P=0.013$) and dominant model ($P=0.061$) suggested that allele, homozygote and recessive genetic models could increase the risk of overall GC, while the dominant model might not confirm the risk to overall GC. If we excluded the studies violated HWE, this SNP was also found to be correlated with GC susceptibility (C vs. T, $P=0.020$, CC/TC vs. TT, $P=0.044$, Figure 3).

In a subgroup analysis for ethnicity, we identified that rs3746444 was associated with the risk of GC in Asians ($P<0.05$ in all genetic models).

When we conducted a subgroup analysis for region of GC, we found that rs3746444 increased the susceptibility of GCA (C vs. T, $P<0.001$ and CC/TC vs. TT, $P<0.001$, Figure 4).

In this meta-analysis, we used Bgger's funnel plots and Egger's test to evaluate the potential bias among the included literatures. After viewing Bgger's funnel plots, symmetrical figure was observed, suggesting no significant bias existing (Figure 5). Egger's test also indicated that there are no significant bias of selection (all $P>0.1$, data not shown).

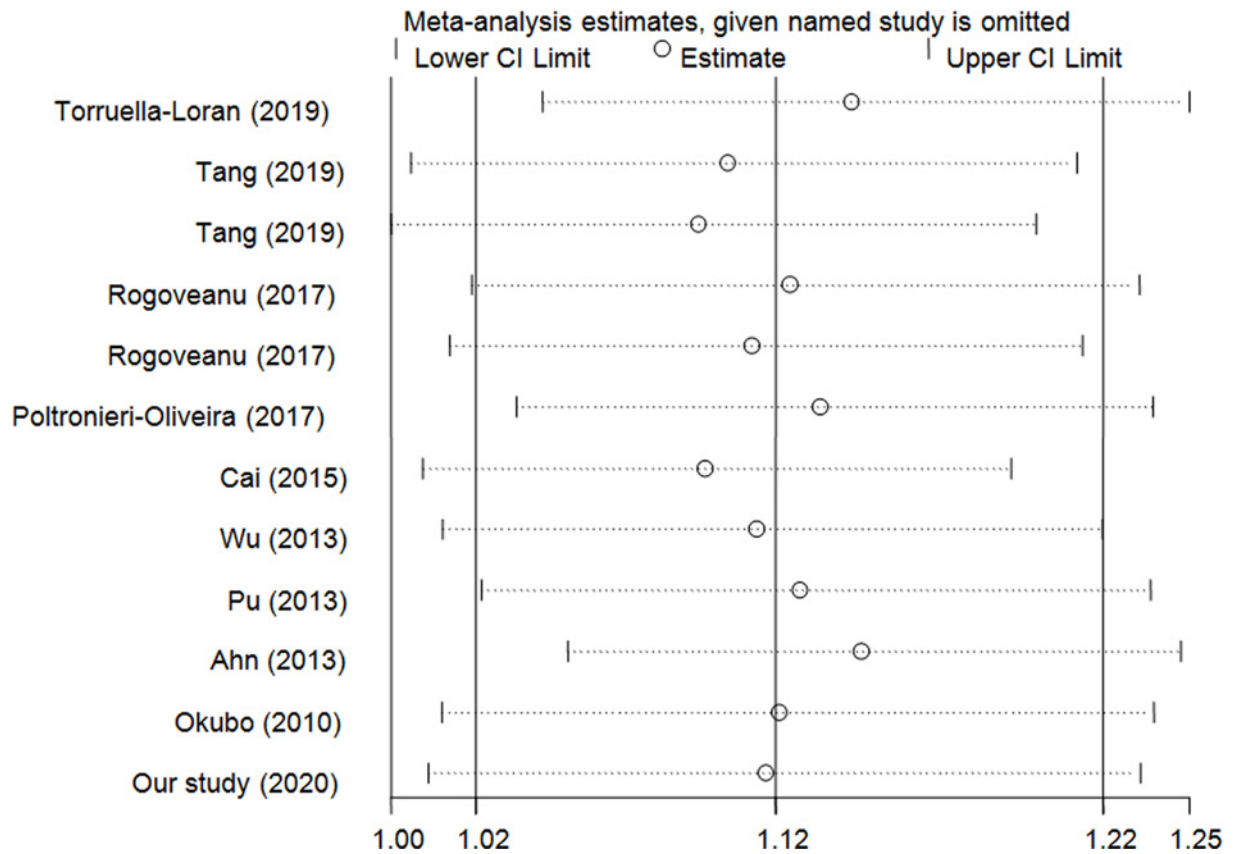


Figure 6. Sensitivity analysis of the influence of C vs. T genetic model (fixed-effects model)

Table 4 Characteristics of the studies in meta-analysis

Authors	Year	Country	Ethnicity	Study design	Number cases/controls	Region of GC	Genotyping method
Rogoveanu	2017	Romania	Caucasians	HB	111/288	Non-GCA	Taqman
Rogoveanu	2017	Romania	Caucasians	HB	31/288	GCA	Taqman
Poltronieri-Oliveira	2017	Brazil	Caucasians	HB	150/239	Non-GCA	PCR-RFLP
Cai	2015	China	Asians	PB	363/969	Non-GCA	MassARRAY
Wu	2013	China	Asians	HB	200/211	Mixed	PCR-RFLP
Pu	2013	China	Asians	HB	196/504	Non-GCA	PCR-RFLP
Ahn	2013	Korea	Asians	HB	461/447	Non-GCA	PCR-RFLP
Okubo	2010	Japan	Asians	HB	552/697	Non-GCA	PCR-RFLP
Torruella-Loran	2019	Ten European countries	Caucasians	PB	365/1284	Mixed	PCR-RFLP
Tang	2019	China	Asians	HB	305/1677	GCA	SNPscan
Tang	2019	China	Asians	HB	758/1677	GCA	SNPscan
Our study	2020	China	Asians	HB	490/1476	Non-GCA	SNPscan

GC: gastric cancer;
 GCA: gastric cardiac adenocarcinoma;
 H-B: hospital-based;
 P-B: population-based;
 PCR-RFLP: polymerase chain reaction-restriction fragment length polymorphism.

In our study, heterogeneity was also evaluated. In dominant model, we identified significant heterogeneity. In order to explore the source of heterogeneity, subgroup analysis were harnessed. In subgroup analysis, we identified an

Table 5 Distribution of miR-499 rs3746444 T>C genotypes and alleles

First author	Year	Case TT	Case TC	Case CC	Control TT	Control TC	Control CC	Case C	Case T	Control C	Control T	HWE
Torruella-Loran	2019	244	99	17	834	396	48	133	587	492	2,064	Yes
Tang	2019	199	90	9	1,214	419	41	108	488	501	2,847	Yes
Tang	2019	496	221	25	1,214	419	41	271	1,213	501	2,847	Yes
Rogoveanu	2017	65	44	2	173	107	8	48	174	123	453	Yes
Rogoveanu	2017	15	14	2	173	107	8	18	44	123	453	Yes
Poltronieri-Oliveira	2017	97	48	5	143	90	6	58	242	102	376	Yes
Cai	2015	261	89	13	765	179	25	115	611	229	1,709	No
Wu	2013	149	47	4	166	42	3	55	345	48	374	Yes
Pu	2013	141	50	5	366	121	17	60	332	155	853	Yes
Ahn	2013	323	123	15	299	134	14	153	769	162	732	Yes
Okubo	2010	364	151	37	466	198	33	225	879	264	1,130	No
Our study	2020	340	130	17	1,058	380	34	164	810	448	2,496	Yes

HWE, Hardy-Weinberg equilibrium

Table 6 Quality assessment of the meta-analysis

Study	Year	Selection				Comparability of the cases and controls	Exposure			Total Stars
		Adequate case definition	Representativeness of the cases	Selection of the controls	Definition of Controls		Ascertainment of exposure	Same ascertainment method for cases and controls	Non-response rate	
Rogoveanu	2017	★	★	-	★	★★	★	★	-	7
Rogoveanu	2017	★	★	-	★	★★	★	★	-	7
Poltronieri-Oliveira	2017	★	★	-	★		★	★	-	5
Cai	2015	★	★		★		★	★	-	5
Wu	2013	★	★	-	★	★★	★	★	-	7
Pu	2013	★	★	-	★	★★	★	★	-	7
Ahn	2013	★	★	-	★	★★	★	★	-	7
Okubo	2010	★	★	-	★	★★	★	★	-	7
Torruella-Loran	2019	★	★	★	★	★★	★	★	-	8
Tang	2019	★	★	-	★	★★	★	★	-	7
Tang	2019	★	★	-	★	★★	★	★	-	7
Our study	2020	★	★	-	★	★★	★	★	-	7

association of the studies violated HWE, Asians, large sample size designed (≥ 1000 subjects), mixed GC, low quality studies and population-based study subgroups with major heterogeneity.

We conducted a sensitivity analysis to assess the stability of the present findings by omitting each study in turn. We calculated ORs and CIs of remainders to evaluate the influence of each study on the overall results. The findings indicated that no individual study could alter the overall assessment significantly (Figure 6), which validated the credibility of these observations.

Power of meta-analysis ($\alpha = 0.05$)

In the present study, we calculated the power value in the overall comparison. The value was 0.891 in the allele model, 0.766 in the homozygote model and 0.704 in the recessive model.

Table 7 Results of the meta-analysis

	No. of studies	C vs. T				CC vs. TT				CC/TC vs. TT				CC vs. TT/TC			
		OR (95% CI)	P	I ²	P (Q-test)	OR (95% CI)	P	I ²	P (Q-test)	OR (95% CI)	P	I ²	P (Q-test)	OR (95% CI)	P	I ²	P (Q-test)
		Total	12	1.12(1.05–1.20)	0.002	30.3%	0.150	1.33(1.07–1.64)	0.009	0.0%	0.964	1.11(1.00–1.24)	0.061	39.4%	0.078	1.30(1.06–1.60)	0.013
HWE																	
Yes	10	1.10(1.02–1.19)	0.020	26.5%	0.200	1.28(1.00–1.63)	0.054	0.0%	0.917	1.10(1.00–1.21)	0.044	35.9%	0.121	1.26(0.98–1.61)	0.070	0.0%	0.955
No	2	1.23(0.96–1.57)	0.097	58.6%	0.120	1.46(0.98–2.18)	0.061	0.0%	0.889	1.23(0.88–1.71)	0.232	70.5%	0.066	1.43(0.97–2.12)	0.074	0.0%	0.943
Ethnicity																	
Caucasians	4	0.98(0.84–1.15)	0.788	0.0%	0.472	1.21(0.75–1.93)	0.437	0.0%	0.651	0.94(0.78–1.13)	0.504	0.0%	0.407	1.25(0.78–1.98)	0.356	0.0%	0.713
Asians	8	1.16(1.07–1.26)	<0.001	27.4%	0.209	1.36(1.07–1.72)	0.011	0.0%	0.933	1.17(1.07–1.28)	0.001	35.9%	0.143	1.32(1.04–1.66)	0.020	0.0%	0.955
Cancer type																	
GAC	3	1.28(1.12–1.45)	<0.001	0.0%	0.848	1.49(1.00–2.24)	0.053	0.0%	0.703	1.32(1.14–1.53)	<0.001	0.0%	0.872	1.38(0.92–2.07)	0.116	0.0%	0.758
Non-GCA	7	1.08(0.98–1.19)	0.121	29.1%	0.206	1.28(0.97–1.69)	0.079	0.0%	0.811	1.06(0.95–1.19)	0.269	33.4%	0.173	1.27(0.97–1.68)	0.083	0.0%	0.834
Mixed	2	1.01(0.83–1.21)	0.961	21.3%	0.260	1.24(0.73–2.12)	0.423	0.0%	0.804	0.97(0.78–1.20)	0.757	41.0%	0.193	1.29(0.76–2.19)	0.348	0.0%	0.895
Sample sizes																	
<1000	6	0.99(0.86–1.15)	0.930	0.0%	0.529	1.03(0.65–1.63)	0.904	0.0%	0.782	0.98(0.84–1.16)	0.872	0.0%	0.466	1.04(0.66–1.64)	0.868	0.0%	0.826
≥1000	6	1.17(1.08–1.27)	<0.001	35.7%	0.169	1.42(1.12–1.80)	0.003	0.0%	0.992	1.17(1.02–1.34)	0.027	51.8%	0.066	1.39(1.10–1.75)	0.006	0.0%	0.997
Source of control																	
H-B	10	1.12(1.05–1.20)	0.004	11.1%	0.340	1.33(1.04–1.68)	0.021	0.0%	0.915	1.12(1.02–1.23)	0.014	20.6%	0.253	1.30(1.02–1.64)	0.031	0.0%	0.945
P-B	2	1.15(0.78–1.69)	0.474	82.3%	0.017	1.33(0.86–2.06)	0.204	0.0%	0.613	1.14(0.70–1.85)	0.597	85.3%	0.009	1.32(0.86–2.04)	0.208	0.0%	0.828
Quality scores																	
≥7.0	10	1.11(1.03–1.20)	0.007	16.2%	0.294	1.31(1.05–1.64)	0.018	0.0%	0.909	1.11(1.01–1.21)	0.025	26.7%	0.198	1.29(1.03–1.61)	0.024	0.0%	0.945
<7.0	2	1.14(0.72–1.79)	0.580	77.2%	0.036	1.44(0.79–2.62)	0.229	0.0%	0.762	1.12(0.63–1.99)	0.705	80.8%	0.022	1.39(0.77–2.51)	0.281	0.0%	0.948

GCA, gastric cardiac adenocarcinoma;
H-B, hospital-based;
HWE, Hardy–Weinberg equilibrium;
P-B, population-based.

Discussion

Mir-499 may play an important role in the initial and progress of cancer. It was reported that *mir-499-5p* could promote progression of colorectal cancer and might be considered as a therapeutic target [2]. In addition, Qiu et al. identified that the rs3746444 T→C variant might lead to worse survival of lung cancer [31]. And this SNP was a useful cancer biomarker, which was implicated in the development and treatment of lung cancer. The relationship of *mir-499* rs3746444 C-allele carriers with an increased susceptibility of cancer have been identified in some meta-analysis [8–10,12,13]. Of late, meta-analyses have tried to determine the correlation between this SNP and the risk of GC [8–13,32,33]. And all of them have obtained the null association, which maybe due to the limited literatures. A more recent study has focused on the correlation of rs3746444 and GC susceptibility with 2740 subjects [15]. And it reported that rs3746444 significantly increased the susceptibility of GCA. In this case–control study, we first recruited 1966 subjects (490 non-GCA patients and 1476 controls), and did not find any association between rs3746444 T>C SNP polymorphism and risk of non-GCA. Thus, the relationship of rs3746444 SNP in *mir-499* with GC risk was more conflicting. In this meta-analysis, we included 12 case–control studies with 3954 GC cases and 9745 controls to explore the relationship of rs3746444 with GC risk. We first confirmed that rs3746444 SNP in *mir-499* was associate with the susceptibility of overall GC, especially in GCA and Asians subgroups.

In this pooled-analysis, we included 12 independent studies. These literatures were conducted in different races. In view of these studies, the conflicting findings were observed, which made this pooled-analysis interesting and imperative. Cai et al.'s investigation, in eastern China, suggested that the *mir-499* rs3746444 C-allele could promote a susceptibility of GC compared with *mir-499* rs3746444 T allele [14]. Additionally, an another publication reported that *mir-499* rs3746444 C-allele was also associated with the development of GC [15]. However, others could not find any relationship of rs3746444 SNP with GC risk [16–22]. The most vital characteristic of this meta-analysis was that the present study first confirmed the correlation between rs3746444 SNP in *miR-499* and GC development. We also found that this potential association was significant, especially in Asians and GCA subgroups. Wang et al. have identified that *mir-499*, by reducing astrocyte elevated gene-1, plays a tumor-suppressive role in the development of hepatocellular carcinoma [34]. A previous study reported that, compared with the subjects with rs3746444 TT genotypes, individuals with *mir-499* rs3746444 TC and CC genotypes have lower expression of miR-499a [35]. It is found that the rs3746444 in *mir-499a* gene is located on the seed region and affects the arm selection [36]. And as a result, a functional investigation indicated that *mir-499* rs3746444 C-allele decrease the expression of the *mir* [36]. Thus, it is suggested that *mir-499* rs3746444 C-allele promotes a susceptibility of GC by inhibiting the expression of the *mir-499*. It is reported that inclusion of articles violated the HWE may lead to bias. Here, if we excluded these studies, this SNP also conferred a risk to overall GC. It is worth noting that we did not find an association between rs3746444 SNP and non-GCA risk in the current case–control study, which was consistent with the results of meta-analysis in subgroup analyses. The mechanism of GC in different region may be diverse [37–41]. *Mir-499* rs3746444 may play a different role in different type of GC. However, for lack of experimental data, we did not take them into account in the present study. In the future, more functional studies are needed to focus on the potential mechanism.

Two significant problems, publication bias and heterogeneity, should be discussed. No significant publication bias was detected in our study, indicating the dependability of these findings. Between publications for *mir-499* rs3746444 SNP, we only detected a moderate heterogeneity in dominant genetic model. Subgroup analyses suggested an association of the studies violated HWE, Asians, large sample size designed (≥ 1000 subjects), mixed GC, low quality studies and population-based study subgroups with major heterogeneity. In addition, the power of the present study ($\alpha=0.05$) was also evaluated. We found that the power value was 0.891 in the allele model, suggesting the reliability of our findings.

Despite the present study has pooled all publications and explored the association of rs3746444 with GC development, some limitations also should be addressed. First, only 12 independent case–control studies with 3954 GC cases and 9745 controls were eligible. Second, for lack of some important data (e.g. gender, age, the infection of *helicobacter pylori*, family history of cancer, tobacco using, alcohol consumption and other lifestyles), we only calculated the crude ORs with 95% CIs to determine the relationship of rs3746444 with GC susceptibility. The effect of those factors mentioned above was not taken into account. Thirdly, only the literatures published in English were eligible, which could lead to the bias of selection. Fourth, maybe it would be helpful to validate our findings with an independent cohort. However, due to lack of sufficient data, a cohort study was not performed. Finally, despite we first identified the relationship between rs3746444 and GC development, the function and mechanism of this polymorphism remained unknown.

In summary, our analysis confirmed the association between rs3746444 and the risk of GC, especially in Asians and in patients with GCA. Therefore, more studies are required to explore the potential mechanisms.

Data Availability

Full data are available via an online supplementary material. Supplementary Table S1 summarizes the guideline of Preferred Reporting Items for Meta-analyses. Supplementary Table S2 summarizes the detailed data of genotypes.

Competing Interests

The authors declare that there are no competing interests associated with the manuscript.

Funding

This study was supported in part by Youth Research Fund Project of Fujian Provincial Health and Family Planning Commission [grant number 2017-1-43].

Author Contribution

Conceived and designed the experiments: S.Z. and G.R. Performed the experiments: G.R. and Y.Z. Analyzed the data: G.R., W.T. and H.Q. Contributed reagents/materials/analysis tools: S.Z. Wrote the manuscript: G.R. and Y.Z. Other (please specify): None

Acknowledgements

We wish to thank Dr Yan Liu (Genesky Biotechnologies Inc., Shanghai, China) for technical support.

Abbreviations

GC, gastric cancer; GCA, gastric cardiac adenocarcinoma; HWE, Hardy–Weinberg equilibrium; SNP, single-nucleotide polymorphism.

References

- Bray, F., Ferlay, J., Soerjomataram, I. et al. (2018) Global cancer statistics 2018: GLOBOCAN estimates of incidence and mortality worldwide for 36 cancers in 185 countries. *CA Cancer J. Clin.* **68**, 394–424, <https://doi.org/10.3322/caac.21492>
- Liu, X., Zhang, Z., Sun, L. et al. (2011) MicroRNA-499-5p promotes cellular invasion and tumor metastasis in colorectal cancer by targeting FOXO4 and PDCD4. *Carcinogenesis* **32**, 1798–1805, <https://doi.org/10.1093/carcin/bgr213>
- Drummond, M.J., Glynn, E.L., Fry, C.S. et al. (2009) Essential amino acids increase microRNA-499, -208b, and -23a and downregulate myostatin and myocyte enhancer factor 2C mRNA expression in human skeletal muscle. *J. Nutr.* **139**, 2279–2284, PubMed Central PMCID: PMC2777476, <https://doi.org/10.3945/jn.109.112797>
- Zhang, Y.H., He, K. and Shi, G. (2017) Effects of MicroRNA-499 On the Inflammatory Damage of Endothelial Cells During Coronary Artery Disease Via the Targeting of PDCD4 Through the NF-Kappabeta/TNF-alpha Signaling Pathway. *Cell. Physiol. Biochem.: Int. J. Exp. Cell. Physiol. Biochem. Pharmacol.* **44**, 110–124, <https://doi.org/10.1159/000484588>
- Oner, T., Yenmis, G., Tombulturk, K. et al. (2015) Association of Pre-miRNA-499 rs3746444 and Pre-miRNA-146a rs2910164 Polymorphisms and Susceptibility to Behcet's Disease. *Genet. Testing Mol. Biomarkers* **19**, 424–430, <https://doi.org/10.1089/gtmb.2015.0016>
- Hu, Z., Chen, X., Zhao, Y. et al. (2010) Serum microRNA signatures identified in a genome-wide serum microRNA expression profiling predict survival of non-small-cell lung cancer. *J. Clin. Oncol.* **28**, 1721–1726, <https://doi.org/10.1200/JCO.2009.24.9342>
- Li, F.Q., Xu, B., Wu, Y.J. et al. (2015) Differential microRNA expression in signet-ring cell carcinoma compared with tubular adenocarcinoma of human gastric cancer. *Genet. Mol. Res.: GMR* **14**, 739–747, <https://doi.org/10.4238/2015.January.30.17>
- Xu, Z., Zhang, E., Duan, W. et al. (2015) The association between miR-499 polymorphism and cancer susceptibility: a meta-analysis. *Oncotargets Ther.* **8**, 2179–2186, PubMed Central PMCID: PMC4550183, <https://doi.org/10.2147/OTT.S88224>
- Yan, W., Gao, X. and Zhang, S. (2017) Association of miR-196a2 rs11614913 and miR-499 rs3746444 polymorphisms with cancer risk: a meta-analysis. *Oncotarget* **8**, 114344–114359, PubMed Central PMCID: PMC5768408, <https://doi.org/10.18632/oncotarget.22547>
- Yang, X., Li, X. and Zhou, B. (2018) A Meta-Analysis of miR-499 rs3746444 Polymorphism for Cancer Risk of Different Systems: Evidence From 65 Case-Control Studies. *Front. Physiol.* **9**, 737, PubMed Central PMCID: PMC6005882, <https://doi.org/10.3389/fphys.2018.00737>
- Jiang, S.G., Chen, L., Tang, J.H. et al. (2015) Lack of association between Hsa-Mir-499 rs3746444 polymorphism and cancer risk: meta-analysis findings. *Asian Pac. J. Cancer Prev.* **16**, 339–344, <https://doi.org/10.7314/APJCP.2015.16.1.339>
- Chen, C., Yang, S., Chaugai, S. et al. (2014) Meta-analysis of Hsa-mir-499 polymorphism (rs3746444) for cancer risk: evidence from 31 case-control studies. *BMC Med. Genet.* **15**, 126, PubMed Central PMCID: PMC4411927, <https://doi.org/10.1186/s12881-014-0126-1>
- Ma, X.P., Zhang, T., Peng, B. et al. (2013) Association between microRNA polymorphisms and cancer risk based on the findings of 66 case-control studies. *PLoS ONE* **8**, e79584, PubMed Central PMCID: PMC3835861, <https://doi.org/10.1371/journal.pone.0079584>
- Cai, M., Zhang, Y., Ma, Y. et al. (2015) Association between microRNA-499 polymorphism and gastric cancer risk in Chinese population. *Bull. Cancer* **102**, 973–978, <https://doi.org/10.1016/j.bulcan.2015.09.012>
- Tang, W., Wang, Y., Pan, H. et al. (2019) Association of miRNA-499 rs3746444 A>G variants with adenocarcinoma of esophagogastric junction (AEG) risk and lymph node status. *Oncotargets Ther.* **12**, 6245–6252, PubMed Central PMCID: PMC6690596

- 16 Rogoveanu, I., Burada, F., Cucu, M.G. et al. (2017) Association of microRNA Polymorphisms with the Risk of Gastric Cancer in a Romanian Population. *J. Gastrointest. Liver Dis.: JGLD* **26**, 231–238, <https://doi.org/10.15403/jgld.2014.1121.263.rog>
- 17 Wu, X.J., Mi, Y.Y., Yang, H. et al. (2013) Association of the hsa-mir-499 (rs3746444) polymorphisms with gastric cancer risk in the Chinese population. *Onkologie* **36**, 573–576, <https://doi.org/10.1159/000355518>
- 18 Pu, J.Y., Dong, W., Zhang, L. et al. (2014) No association between single nucleotide polymorphisms in pre-miRNAs and the risk of gastric cancer in Chinese population. *Iranian J. Basic Med. Sci.* **17**, 128–133, PubMed Central PMCID: PMC3976751
- 19 Ahn, D.H., Rah, H., Choi, Y.K. et al. (2013) Association of the miR-146aC>G, miR-149T>C, miR-196a2T>C, and miR-499A>G polymorphisms with gastric cancer risk and survival in the Korean population. *Mol. Carcinog.* **52**, E39–E51
- 20 Okubo, M., Tahara, T., Shibata, T. et al. (2010) Association between common genetic variants in pre-microRNAs and gastric cancer risk in Japanese population. *Helicobacter* **15**, 524–531, <https://doi.org/10.1111/j.1523-5378.2010.00806.x>
- 21 Torruella-Loran, I., Ramirez Vina, M.K., Zapata-Contreras, D. et al. (2019) rs12416605:C>T in MIR938 associates with gastric cancer through affecting the regulation of the CXCL12 chemokine gene. *Mol. Genet. Genom. Med.* **7**, e832, PubMed Central PMCID: PMC6687864
- 22 Poltronieri-Oliveira, A.B., Madeira, F.F., Nunes, D.B.S.M., Rodrigues, G.H., Lopes, B.C., Manoel-Caetano, F.S. et al. (201) Polymorphisms of miR-196a2 (rs11614913) and miR-605 (rs2043556) confer susceptibility to gastric cancer. *Gene Rep.* **7**, 154–163, <https://doi.org/10.1016/j.genrep.2017.04.006>
- 23 Liu, J., Tang, W., Lin, W. et al. (2019) Lack of Association Between CTLA-4 Genetic Polymorphisms and Noncardiac Gastric Cancer in a Chinese Population. *DNA Cell Biol.* **38**, 443–448, <https://doi.org/10.1089/dna.2018.4555>
- 24 Moher, D., Liberati, A., Tetzlaff, J. et al. (2009) Preferred reporting items for systematic reviews and meta-analyses: the PRISMA statement. *Ann. Intern. Med.* **151**, 264–269, W64, <https://doi.org/10.7326/0003-4819-151-4-200908180-00135>
- 25 Yang, J., Zhong, Z., Tang, W. et al. (2019) Leptin rs2167270 G >A (G19A) polymorphism may decrease the risk of cancer: A case-control study and meta-analysis involving 19 989 subjects. *J. Cell. Biochem.* **120**, 10998–11007, PubMed Central PMCID: PMC6590124, <https://doi.org/10.1002/jcb.28378>
- 26 DerSimonian, R. and Laird, N. (1986) Meta-analysis in clinical trials. *Control. Clin. Trials* **7**, 177–188, [https://doi.org/10.1016/0197-2456\(86\)90046-2](https://doi.org/10.1016/0197-2456(86)90046-2)
- 27 Rong, G., Tang, W., Wang, Y. et al. (2019) Investigation of leptin receptor rs1137101 G>A polymorphism with cancer risk: evidence from 35936 subjects. *Biosci. Rep.* **39**, BSR20182240, PubMed Central PMCID: PMC6597850, <https://doi.org/10.1042/BSR20182240>
- 28 Mantel N, H.W. (1959) Statistical aspects of the analysis of data from retrospective studies of disease. *J. Natl. Cancer Inst.* **22**, 719–748
- 29 Tang, W., Kang, M., Liu, C. et al. (2019) Leptin rs7799039 (G2548A) polymorphism is associated with cancer risk: a meta-analysis involving 25,799 subjects. *Oncotargets Ther.* **12**, 2879–2890, PubMed Central PMCID: PMC6489571, <https://doi.org/10.2147/OTT.S190093>
- 30 Wang, W., Shao, Y., Tang, S. et al. (2015) Peroxisome proliferator-activated receptor-gamma (PPARgamma) Pro12Ala polymorphism and colorectal cancer (CRC) risk. *Int. J. Clin. Exp. Med.* **8**, 4066–4072, PubMed Central PMCID: PMC4443145
- 31 Qiu, F., Yang, L., Ling, X. et al. (2015) Sequence Variation in Mature MicroRNA-499 Confers Unfavorable Prognosis of Lung Cancer Patients Treated with Platinum-Based Chemotherapy. *Clin. Cancer Res.* **21**, 1602–1613, <https://doi.org/10.1158/1078-0432.CCR-14-1174>
- 32 Xu, Q., Liu, J.W. and Yuan, Y. (2015) Comprehensive assessment of the association between miRNA polymorphisms and gastric cancer risk. *Mutat. Res.* **763**, 148–160, <https://doi.org/10.1016/j.mrrev.2014.09.004>
- 33 Li, L., Sheng, Y., Lv, L. et al. (2013) The association between two microRNA variants (miR-499, miR-149) and gastrointestinal cancer risk: a meta-analysis. *PLoS ONE* **8**, e81967, PubMed Central PMCID: PMC3843688, <https://doi.org/10.1371/journal.pone.0081967>
- 34 Wang, J., Li, J., Chen, L. et al. (2020) MicroRNA-499 Suppresses the Growth of Hepatocellular Carcinoma by Downregulating Astrocyte Elevated Gene-1. *Technol. Cancer Res. Treat.* **19**, 1533033820920253, PubMed Central PMCID: PMC7375715, <https://doi.org/10.1177/1533033820920253>
- 35 Shi, H., Yang, X., Zhen, Y. et al. (2017) MicroRNA499 rs3746444 A/G polymorphism functions as a biomarker to predict recurrence following endoscopic submucosal dissection in primary early gastric cancer. *Mol. Med. Rep.* **15**, 3245–3251, <https://doi.org/10.3892/mmr.2017.6369>
- 36 Hou, Y.Y., Lee, J.H., Chen, H.C. et al. (2015) The association between miR-499a polymorphism and oral squamous cell carcinoma progression. *Oral Dis.* **21**, 195–206, <https://doi.org/10.1111/odi.12241>
- 37 Plummer, M., Franceschi, S., Vignat, J. et al. (2015) Global burden of gastric cancer attributable to Helicobacter pylori. *Int. J. Cancer* **136**, 487–490, <https://doi.org/10.1002/ijc.28999>
- 38 Abdi, E., Latifi-Navid, S., Zahri, S. et al. (2019) Risk factors predisposing to cardia gastric adenocarcinoma: Insights and new perspectives. *Cancer Med.* **8**, 6114–6126, PubMed Central PMCID: PMC6792520, <https://doi.org/10.1002/cam4.2497>
- 39 Rawla, P. and Barsouk, A. (2019) Epidemiology of gastric cancer: global trends, risk factors and prevention. *Przegląd Gastroenterologiczny* **14**, 26–38, PubMed Central PMCID: PMC6444111
- 40 Du, X., Hidayat, K. and Shi, B.M. (2017) Abdominal obesity and gastroesophageal cancer risk: systematic review and meta-analysis of prospective studies. *Biosci. Rep.* **37**, PubMed Central PMCID: PMC5426287, <https://doi.org/10.1042/BSR20160474>
- 41 Huang, Q., Sun, Q., Fan, X.S. et al. (2016) Recent advances in proximal gastric carcinoma. *J. Digestive Dis.* **17**, 421–432, <https://doi.org/10.1111/1751-2980.12355>



PRISMA 2009 Checklist

Section/topic	#	Checklist item	Reported on section #
TITLE			
Title	1	Identify the report as a systematic review, meta-analysis, or both.	Title page
ABSTRACT			
Structured summary	2	Provide a structured summary including, as applicable: background; objectives; data sources; study eligibility criteria, participants, and interventions; study appraisal and synthesis methods; results; limitations; conclusions and implications of key findings; systematic review registration number.	Abstract page
INTRODUCTION			
Rationale	3	Describe the rationale for the review in the context of what is already known.	Introduction, 3rd paragraph
Objectives	4	Provide an explicit statement of questions being addressed with reference to participants, interventions, comparisons, outcomes, and study design (PICOS).	Introduction, 3rd paragraph
METHODS			
Protocol and registration	5	Indicate if a review protocol exists, if and where it can be accessed (e.g., Web address), and, if available, provide registration information including registration number.	N/A
Eligibility criteria	6	Specify study characteristics (e.g., PICOS, length of follow-up) and report characteristics (e.g., years considered, language, publication status) used as criteria for eligibility, giving rationale.	Materials and Methods, meta-analysis, 3rd paragraph
Information sources	7	Describe all information sources (e.g., databases with dates of coverage, contact with study authors to identify additional studies) in the search and date last searched.	Materials and Methods, meta-analysis, 2nd paragraph
Search	8	Present full electronic search strategy for at least one database, including any limits used, such that it could be repeated.	Materials and Methods, meta-analysis, 2nd paragraph
Study selection	9	State the process for selecting studies (i.e., screening, eligibility, included in systematic review, and, if applicable, included in the meta-analysis).	Materials and Methods, meta-analysis, 3rd paragraph
Data collection process	10	Describe method of data extraction from reports (e.g., piloted forms, independently, in duplicate) and any processes for obtaining and confirming data from investigators.	Materials and Methods, meta-analysis, 3rd paragraph



PRISMA 2009 Checklist

Data items	11	List and define all variables for which data were sought (e.g., PICOS, funding sources) and any assumptions and simplifications made.	Materials and Methods, meta-analysis, 3rd paragraph
Risk of bias in individual studies	12	Describe methods used for assessing risk of bias of individual studies (including specification of whether this was done at the study or outcome level), and how this information is to be used in any data synthesis.	Materials and Methods, meta-analysis, 4th paragraph
Summary measures	13	State the principal summary measures (e.g., risk ratio, difference in means).	Materials and Methods, meta-analysis, 4th paragraph
Synthesis of results	14	Describe the methods of handling data and combining results of studies, if done, including measures of consistency (e.g., I^2) for each meta-analysis.	Materials and Methods, meta-analysis, 4th paragraph

Page 1 of 2

Section/topic	#	Checklist item	Reported on page #
Risk of bias across studies	15	Specify any assessment of risk of bias that may affect the cumulative evidence (e.g., publication bias, selective reporting within studies).	Materials and Methods, Statistical methods, 4th paragraph
Additional analyses	16	Describe methods of additional analyses (e.g., sensitivity or subgroup analyses, meta-regression), if done, indicating which were pre-specified.	Materials and Methods, Statistical methods, 4th paragraph
RESULTS			
Study selection	17	Give numbers of studies screened, assessed for eligibility, and included in the review, with reasons for exclusions at each stage, ideally with a flow diagram.	Results, Meta-analysis results, 1st paragraph and Figure 1
Study characteristics	18	For each study, present characteristics for which data were extracted (e.g., study size, PICOS, follow-up period) and provide the citations.	Results, Meta-analysis results, 1st paragraph, Table 4 and Table 5
Risk of bias within studies	19	Present data on risk of bias of each study and, if available, any outcome level assessment (see item 12).	Results, Meta-analysis results, 5-7th paragraph, and Figure 5-6 and Table 6.
Results of individual studies	20	For all outcomes considered (benefits or harms), present, for each study: (a) simple summary data for each intervention group (b) effect estimates and confidence intervals, ideally with a forest plot.	Results, Meta-analysis results, 2nd-4th paragraph Figure 2-4 and Table 7
Synthesis of results	21	Present results of each meta-analysis done, including confidence intervals and measures of consistency.	Results, Meta-analysis results, 2nd-4th paragraph



PRISMA 2009 Checklist

			Figure 2-4 and Table 7
Risk of bias across studies	22	Present results of any assessment of risk of bias across studies (see Item 15).	Results, Meta-analysis results, 5-7th paragraph, and Figure 5-6 and Table 6.
Additional analysis	23	Give results of additional analyses, if done (e.g., sensitivity or subgroup analyses, meta-regression [see Item 16]).	Results, Meta-analysis results, 5-7th paragraph, and Figure 5-6 and Table 6.
DISCUSSION			
Summary of evidence	24	Summarize the main findings including the strength of evidence for each main outcome; consider their relevance to key groups (e.g., healthcare providers, users, and policy makers).	Discussion, 1st paragraph
Limitations	25	Discuss limitations at study and outcome level (e.g., risk of bias), and at review-level (e.g., incomplete retrieval of identified research, reporting bias).	Discussion, 4th paragraph
Conclusions	26	Provide a general interpretation of the results in the context of other evidence, and implications for future research.	Discussion, 5th paragraph
FUNDING			
Funding	27	Describe sources of funding for the systematic review and other support (e.g., supply of data); role of funders for the systematic review.	Grant support

Subjects	Sex (male: 1; female: 2)	Age (year)	Smoking(Yes : 1, No: 0)	Drinking (Yes: 1, No: 0)	BMI (\geq 24: 1, <24: 0)	Rs3746444 genotypes
case-001	2	72	0	0	0	G/A
case-002	1	63	0	0	0	G/A
case-003	1	63	0	0	1	A/A
case-004	1	52	1	0	0	A/A
case-005	1	66	1	1	0	A/A
case-006	1	49	0	0	0	G/A
case-007	2	54	0	0	1	A/A
case-008	2	44	0	0	0	A/A
case-009	1	71	1	0	0	A/A
case-010	1	50	1	0	0	A/A
case-011	1	69	0	0	1	A/A
case-012	1	53	0	0	0	A/A
case-013	1	83	0	0	0	G/A
case-014	1	83	0	0	1	G/A
case-015	1	48	0	1	0	A/A
case-016	1	65	1	0	0	A/A
case-017	1	69	0	0	1	G/A
case-018	1	77	0	0	0	A/A
case-019	2	53	0	0	0	G/A
case-020	1	48	1	0	0	G/A
case-021	2	52	0	0	1	A/A
case-022	1	46	0	0	0	A/A
case-023	2	69	0	0	0	A/A
case-024	1	67	1	0	0	G/A
case-025	1	68	1	0	1	?
case-026	1	61	1	0	0	G/A
case-027	1	67	1	1	0	A/A
case-028	2	44	0	0	0	A/A
case-029	1	78	1	0	0	G/A
case-030	2	29	0	0	0	G/A
case-031	1	70	1	1	0	A/A
case-032	1	84	0	0	0	A/A
case-033	2	61	0	0	0	A/A
case-034	1	65	0	0	1	G/A
case-035	2	66	0	0	0	A/A
case-036	1	75	1	1	0	A/A
case-037	1	64	0	0	0	G/A
case-038	2	64	0	0	0	G/A
case-039	1	76	0	0	0	G/A
case-040	1	55	1	1	1	A/A
case-041	1	57	1	1	1	A/A
case-042	1	50	0	0	1	A/A
case-043	1	70	0	0	0	A/A
case-044	2	54	0	0	0	A/A
case-045	1	49	0	0	1	A/A
case-046	2	53	0	0	0	A/A
case-047	1	72	0	0	1	A/A
case-048	2	64	0	0	0	A/A
case-049	1	57	1	1	0	G/A
case-050	2	52	0	0	1	A/A
case-051	2	69	0	0	1	A/A
case-052	2	71	0	0	0	A/A
case-053	1	78	0	0	1	A/A
case-054	2	51	0	0	0	A/A
case-055	2	33	0	0	0	A/A

case-056	1	64	1	0	0	A/A
case-057	1	51	0	0	0	A/A
case-058	1	78	1	0	1	A/A
case-059	1	79	1	0	0	G/A
case-060	2	77	0	0	1	A/A
case-061	1	38	1	0	1	A/A
case-062	2	54	0	0	0	A/A
case-063	2	44	0	0	0	A/A
case-064	1	72	0	0	1	A/A
case-065	1	82	0	1	0	A/A
case-066	2	69	0	0	0	G/A
case-067	2	44	0	0	0	G/A
case-068	1	59	1	1	0	G/A
case-069	2	78	0	0	0	A/A
case-070	1	57	1	1	1	A/A
case-071	2	45	0	0	0	A/A
case-072	1	50	1	1	0	A/A
case-073	1	57	0	0	0	A/A
case-074	1	65	1	1	0	A/A
case-075	2	51	0	0	1	G/G
case-076	1	67	1	1	1	A/A
case-077	2	67	0	0	0	A/A
case-078	1	50	1	1	0	A/A
case-079	1	64	1	0	0	A/A
case-080	1	54	1	0	0	A/A
case-081	1	42	0	1	0	A/A
case-082	1	75	1	1	0	G/A
case-083	1	72	1	1	0	A/A
case-084	2	56	0	0	0	G/A
case-085	1	50	1	1	0	G/A
case-086	1	66	1	1	0	G/A
case-087	1	42	0	1	0	A/A
case-088	1	41	0	1	0	A/A
case-089	1	50	1	1	0	A/A
case-090	1	60	0	0	0	A/A
case-091	1	66	1	1	0	A/A
case-092	2	31	0	0	1	A/A
case-093	1	73	0	0	0	A/A
case-094	1	42	1	0	0	A/A
case-095	1	50	1	0	0	A/A
case-096	2	29	0	0	0	A/A
case-097	2	41	0	0	0	G/A
case-098	2	49	0	0	1	G/A
case-099	2	42	0	0	0	G/A
case-100	1	54	1	1	0	G/A
case-101	2	53	0	0	1	G/A
case-102	1	62	1	1	0	G/A
case-103	2	44	0	0	0	A/A
case-104	2	61	1	0	1	A/A
case-105	1	74	1	0	0	A/A
case-106	1	59	0	0	0	G/A
case-107	2	34	0	0	0	A/A
case-108	1	62	0	0	0	A/A
case-109	1	60	1	0	1	A/A
case-110	1	80	1	1	0	A/A
case-111	2	74	0	0	1	A/A
case-112	1	53	1	0	0	A/A
case-113	1	67	0	1	0	G/A

case-114	2	42	0	0	0	A/A
case-115	1	67	1	1	0	A/A
case-116	2	58	0	0	0	A/A
case-117	2	48	0	0	0	G/A
case-118	1	61	1	0	0	A/A
case-119	1	64	0	0	1	G/A
case-120	1	75	1	1	0	A/A
case-121	1	63	0	0	1	G/A
case-122	1	61	0	1	1	A/A
case-123	2	56	0	0	0	A/A
case-124	1	62	1	1	1	A/A
case-125	2	68	0	0	0	A/A
case-126	1	74	0	0	1	G/A
case-127	2	70	0	0	0	A/A
case-128	1	58	1	1	0	G/A
case-129	2	54	0	0	1	A/A
case-130	1	62	0	0	0	G/G
case-131	1	74	1	0	0	G/A
case-132	2	35	0	0	0	A/A
case-133	1	63	1	1	1	A/A
case-134	2	61	0	0	0	A/A
case-135	1	53	1	1	0	A/A
case-136	1	70	0	1	0	A/A
case-137	1	48	0	1	1	G/A
case-138	2	69	0	0	0	G/A
case-139	1	65	1	0	0	A/A
case-140	2	61	0	0	0	G/G
case-141	1	61	0	0	0	A/A
case-142	2	73	0	0	1	G/A
case-143	1	52	1	0	0	A/A
case-144	1	64	0	1	0	A/A
case-145	1	60	1	0	0	A/A
case-146	1	55	1	1	1	G/A
case-147	1	70	1	0	0	A/A
case-148	1	84	1	1	1	A/A
case-149	1	64	1	0	1	A/A
case-150	2	71	0	0	0	A/A
case-151	1	67	1	0	1	G/A
case-152	1	51	1	0	0	A/A
case-153	1	53	1	0	0	A/A
case-154	1	64	1	1	0	A/A
case-155	1	54	0	0	0	A/A
case-156	1	56	1	1	0	A/A
case-157	2	63	0	0	1	A/A
case-158	1	51	1	1	0	A/A
case-159	1	53	0	1	1	A/A
case-160	2	51	0	0	0	A/A
case-161	1	63	1	1	0	A/A
case-162	1	53	1	1	0	G/G
case-163	1	56	0	0	0	A/A
case-164	1	69	1	1	0	G/A
case-165	1	76	1	1	0	A/A
case-166	1	62	1	0	0	A/A
case-167	2	61	0	0	0	A/A
case-168	1	67	0	1	0	A/A
case-169	2	64	0	0	0	A/A
case-170	1	73	0	1	0	A/A
case-171	2	82	0	0	0	A/A

case-172	2	47	0	0	0	G/A
case-173	2	48	0	0	0	A/A
case-174	1	49	1	1	0	G/A
case-175	2	40	0	0	0	A/A
case-176	2	77	0	0	0	G/A
case-177	1	54	1	0	1	G/A
case-178	1	71	0	0	0	G/A
case-179	1	76	1	1	0	A/A
case-180	1	59	1	0	0	G/G
case-181	1	72	0	0	0	A/A
case-182	2	73	0	0	1	A/A
case-183	2	30	0	0	0	A/A
case-184	1	64	1	1	0	A/A
case-185	2	81	0	0	0	G/A
case-186	1	63	1	0	1	A/A
case-187	1	69	1	1	1	G/A
case-188	1	78	1	1	0	G/A
case-189	2	78	0	0	0	A/A
case-190	1	67	1	0	0	G/A
case-191	1	53	1	1	0	A/A
case-192	1	58	1	0	0	A/A
case-193	1	69	0	0	0	A/A
case-194	1	72	1	0	0	G/A
case-195	1	70	1	1	0	A/A
case-196	2	56	0	0	0	G/A
case-197	1	69	1	1	0	G/A
case-198	1	79	0	0	0	G/A
case-199	2	57	0	0	0	A/A
case-200	1	56	0	0	0	A/A
case-201	1	53	1	1	1	G/A
case-202	1	57	1	0	0	A/A
case-203	1	62	0	0	1	A/A
case-204	1	67	0	0	0	A/A
case-205	2	71	0	0	0	A/A
case-206	1	66	1	1	0	G/A
case-207	1	46	1	1	0	A/A
case-208	2	51	0	0	0	A/A
case-209	1	75	0	0	0	G/A
case-210	2	49	0	0	1	A/A
case-211	2	61	0	0	0	A/A
case-212	1	66	1	1	0	A/A
case-213	2	82	0	0	0	G/A
case-214	1	69	1	0	1	A/A
case-215	1	58	1	0	1	G/A
case-216	1	69	1	0	0	G/A
case-217	1	71	0	0	1	G/G
case-218	1	72	0	0	0	G/A
case-219	2	78	0	0	1	A/A
case-220	2	56	0	0	0	G/A
case-221	1	59	1	1	1	G/A
case-222	1	60	0	0	0	A/A
case-223	1	50	0	0	0	A/A
case-224	1	60	1	1	0	A/A
case-225	2	55	0	0	0	A/A
case-226	1	47	1	0	1	G/A
case-227	2	47	0	0	0	A/A
case-228	1	48	1	0	0	A/A
case-229	2	33	0	0	0	G/A

case-230	1	42	1	1	0	A/A
case-231	1	79	0	0	0	A/A
case-232	1	58	1	1	0	G/A
case-233	2	63	0	0	0	A/A
case-234	1	50	0	0	0	A/A
case-235	2	33	0	0	0	A/A
case-236	1	60	0	0	1	A/A
case-237	1	70	0	0	0	G/A
case-238	1	56	1	1	0	A/A
case-239	1	61	1	1	0	A/A
case-240	1	70	1	1	0	G/A
case-241	1	40	1	0	0	G/A
case-242	2	64	0	0	0	G/A
case-243	2	71	0	0	1	A/A
case-244	1	62	0	0	1	A/A
case-245	2	35	0	0	0	A/A
case-246	2	79	0	0	0	G/A
case-247	1	70	1	0	0	A/A
case-248	1	51	1	1	0	A/A
case-249	1	60	0	0	0	A/A
case-250	1	72	0	0	0	G/A
case-251	1	58	0	0	1	G/A
case-252	1	61	0	1	0	A/A
case-253	2	65	0	0	1	A/A
case-254	1	69	1	0	0	G/A
case-255	2	74	0	0	0	A/A
case-256	2	51	0	0	0	A/A
case-257	1	76	0	0	1	A/A
case-258	1	58	1	0	0	G/A
case-259	1	68	0	0	0	?
case-260	1	58	1	0	1	A/A
case-261	1	56	0	0	0	A/A
case-262	1	52	1	1	0	A/A
case-263	2	46	0	0	0	G/G
case-264	1	69	0	0	0	G/A
case-265	1	55	1	1	0	A/A
case-266	1	51	1	0	0	A/A
case-267	1	42	0	0	1	G/A
case-268	2	51	0	0	0	A/A
case-269	1	69	0	0	1	A/A
case-270	1	57	1	1	0	A/A
case-271	1	61	0	0	0	A/A
case-272	2	46	0	0	0	A/A
case-273	1	58	1	1	0	A/A
case-274	1	56	1	0	0	A/A
case-275	1	53	1	0	0	A/A
case-276	1	64	0	0	1	A/A
case-277	1	83	0	0	0	A/A
case-278	1	68	1	0	0	A/A
case-279	1	54	1	1	0	G/A
case-280	2	45	0	0	1	G/A
case-281	1	62	1	0	0	A/A
case-282	1	64	1	0	0	G/A
case-283	1	63	0	0	1	G/G
case-284	2	46	0	0	0	A/A
case-285	1	37	0	0	0	G/A
case-286	2	38	0	0	0	A/A
case-287	1	60	1	1	1	A/A

case-288	1	64	0	0	0	G/A
case-289	1	54	1	0	0	A/A
case-290	2	40	0	0	0	A/A
case-291	2	52	0	0	0	G/A
case-292	2	57	0	0	0	A/A
case-293	1	56	1	1	0	G/A
case-294	2	62	0	0	0	A/A
case-295	1	61	0	0	0	A/A
case-296	1	52	1	0	1	A/A
case-297	1	41	1	0	0	G/G
case-298	1	68	0	0	0	A/A
case-299	2	65	0	0	1	A/A
case-300	1	50	0	0	1	A/A
case-301	1	64	1	0	1	A/A
case-302	1	56	1	1	0	A/A
case-303	2	52	0	0	0	A/A
case-304	1	68	1	0	0	A/A
case-305	1	63	0	0	0	A/A
case-306	2	48	0	0	0	G/A
case-307	2	29	0	0	0	A/A
case-308	2	66	0	0	0	A/A
case-309	1	53	1	1	1	A/A
case-310	1	64	0	0	1	A/A
case-311	1	72	1	1	0	A/A
case-312	2	63	0	0	1	A/A
case-313	2	54	0	0	1	A/A
case-314	1	45	0	0	0	A/A
case-315	1	58	0	0	0	G/A
case-316	2	27	0	0	0	A/A
case-317	1	66	0	0	0	A/A
case-318	1	49	0	0	0	A/A
case-319	1	47	1	1	0	A/A
case-320	2	51	0	0	0	A/A
case-321	2	67	0	0	0	A/A
case-322	2	44	0	0	0	A/A
case-323	1	70	1	1	0	A/A
case-324	1	72	1	0	0	G/G
case-325	1	58	1	0	0	G/A
case-326	1	49	1	0	0	A/A
case-327	1	70	0	0	1	A/A
case-328	1	64	0	1	0	A/A
case-329	2	52	0	0	1	G/A
case-330	1	68	0	1	1	A/A
case-331	1	60	1	1	0	G/G
case-332	1	52	1	0	1	A/A
case-333	2	69	0	0	1	A/A
case-334	2	67	0	0	0	A/A
case-335	1	72	1	0	1	A/A
case-336	1	69	1	0	0	A/A
case-337	1	62	0	0	1	A/A
case-338	1	66	0	1	1	A/A
case-339	2	49	1	0	0	G/A
case-340	1	71	0	0	0	A/A
case-341	1	38	1	1	1	A/A
case-342	2	54	0	0	0	A/A
case-343	2	74	0	0	0	G/A
case-344	1	71	0	0	1	A/A
case-345	1	57	0	0	0	A/A

case-346	1	59	0	0	0	G/A
case-347	1	69	1	1	0	A/A
case-348	2	52	0	0	0	A/A
case-349	2	49	0	0	0	G/A
case-350	1	34	1	0	0	A/A
case-351	1	61	1	1	1	A/A
case-352	2	66	0	0	0	G/A
case-353	1	59	0	0	0	G/A
case-354	1	73	1	1	1	A/A
case-355	1	48	0	0	1	A/A
case-356	1	67	1	1	1	A/A
case-357	1	59	0	1	0	A/A
case-358	2	76	0	0	1	A/A
case-359	1	72	0	0	1	A/A
case-360	1	64	1	1	0	A/A
case-361	1	69	1	1	0	A/A
case-362	2	65	0	0	0	A/A
case-363	1	64	0	0	0	G/G
case-364	1	70	1	0	0	A/A
case-365	1	77	1	0	0	A/A
case-366	1	63	1	1	0	G/A
case-367	1	60	1	0	0	A/A
case-368	2	43	0	0	0	G/A
case-369	1	68	0	0	0	A/A
case-370	2	71	0	0	0	G/A
case-371	1	45	1	1	0	G/A
case-372	1	56	1	1	0	A/A
case-373	2	42	0	0	0	G/A
case-374	1	59	0	0	0	G/A
case-375	1	61	1	0	1	A/A
case-376	1	45	1	1	1	G/A
case-377	1	63	0	0	0	G/A
case-378	1	62	1	0	0	A/A
case-379	2	66	0	0	1	A/A
case-380	1	61	1	0	0	A/A
case-381	1	65	1	1	0	G/G
case-382	1	59	1	1	0	A/A
case-383	1	49	0	1	1	G/A
case-384	1	61	1	1	0	A/A
case-385	2	58	0	0	0	G/A
case-386	1	64	0	1	1	G/A
case-387	1	72	0	0	0	A/A
case-388	1	75	0	0	0	A/A
case-389	1	42	1	1	0	A/A
case-390	1	61	1	0	0	A/A
case-391	1	50	1	0	0	G/A
case-392	1	63	0	0	0	A/A
case-393	1	83	0	0	0	G/A
case-394	1	72	0	0	0	A/A
case-395	2	62	0	0	1	G/A
case-396	2	70	0	0	0	A/A
case-397	1	53	0	0	0	A/A
case-398	2	49	0	0	1	A/A
case-399	2	65	0	0	1	A/A
case-400	1	71	1	0	1	A/A
case-401	1	59	1	0	0	G/G
case-402	1	52	0	0	0	A/A
case-403	1	79	0	0	0	G/G

case-404	2	55	0	0	1	A/A
case-405	2	53	0	0	0	A/A
case-406	1	70	1	0	1	G/A
case-407	1	71	0	0	0	A/A
case-408	1	52	1	0	0	G/A
case-409	1	66	0	1	0	A/A
case-410	2	55	0	0	0	A/A
case-411	2	66	0	0	1	A/A
case-412	2	63	0	0	1	A/A
case-413	2	49	0	0	0	A/A
case-414	1	71	0	0	0	A/A
case-415	1	63	0	0	0	A/A
case-416	1	64	0	0	0	G/A
case-417	1	63	0	1	1	A/A
case-418	1	51	1	0	0	A/A
case-419	2	47	0	0	0	A/A
case-420	1	49	0	0	0	A/A
case-421	1	43	0	0	1	A/A
case-422	2	73	0	0	0	A/A
case-423	1	61	0	0	0	A/A
case-424	1	54	1	1	0	A/A
case-425	1	64	1	1	0	A/A
case-426	1	58	1	1	1	?
case-427	1	77	0	1	0	A/A
case-428	2	69	0	0	0	A/A
case-429	1	67	0	0	0	A/A
case-430	1	79	0	0	1	A/A
case-431	1	60	0	0	0	G/A
case-432	1	65	1	0	0	A/A
case-433	1	54	0	0	0	A/A
case-434	1	57	0	0	1	A/A
case-435	2	57	0	0	0	G/A
case-436	1	44	0	0	1	A/A
case-437	1	70	0	0	1	A/A
case-438	1	58	0	1	0	A/A
case-439	2	43	0	0	0	A/A
case-440	1	74	0	0	0	G/G
case-441	1	73	1	0	1	A/A
case-442	2	75	0	0	1	G/A
case-443	2	44	0	0	0	A/A
case-444	1	75	0	0	1	G/A
case-445	1	85	0	0	0	A/A
case-446	2	46	0	0	0	A/A
case-447	1	59	1	0	0	A/A
case-448	2	53	0	0	1	A/A
case-449	1	72	1	1	0	A/A
case-450	2	70	0	0	0	G/A
case-451	1	69	0	0	0	A/A
case-452	1	78	1	1	1	G/A
case-453	1	64	0	0	0	G/A
case-454	1	71	0	0	1	G/A
case-455	2	78	0	0	0	A/A
case-456	2	75	0	0	1	G/A
case-457	1	77	0	0	0	A/A
case-458	1	51	0	0	1	A/A
case-459	1	74	0	1	0	A/A
case-460	2	40	0	0	0	A/A
case-461	2	66	0	0	0	A/A

case-462	1	66	0	0	0	A/A
case-463	1	69	0	0	0	G/A
case-464	1	75	0	0	1	A/A
case-465	2	65	0	0	1	A/A
case-466	2	65	0	0	1	A/A
case-467	1	64	0	0	1	A/A
case-468	1	80	1	0	0	G/A
case-469	1	74	0	0	1	G/G
case-470	2	50	0	0	1	A/A
case-471	2	66	0	0	0	A/A
case-472	2	47	0	0	1	G/A
case-473	1	69	1	0	0	A/A
case-474	1	60	1	0	0	A/A
case-475	1	55	0	0	0	A/A
case-476	2	67	0	0	0	A/A
case-477	1	49	0	0	1	G/A
case-478	1	65	1	0	1	A/A
case-479	1	62	0	0	0	G/A
case-480	2	78	0	0	0	A/A
case-481	1	63	0	0	1	A/A
case-482	1	61	1	0	1	A/A
case-483	2	88	0	1	0	A/A
case-484	1	83	0	0	0	A/A
case-485	2	72	0	0	0	A/A
case-486	2	73	0	0	0	A/A
case-487	2	61	0	0	0	A/A
case-488	1	69	1	0	1	A/A
case-489	1	73	1	0	0	A/A
case-490	2	55	0	0	0	G/A
control-001	1	55	0	0	1	A/A
control-002	2	53	0	0	1	A/A
control-003	1	59	0	0	1	A/A
control-004	1	74	0	0	1	A/A
control-005	2	54	0	0	0	G/A
control-006	2	70	0	0	1	G/A
control-007	1	65	1	0	0	G/A
control-008	1	62	0	0	0	A/A
control-009	2	77	0	0	1	A/A
control-010	2	56	0	0	0	A/A
control-011	1	63	0	0	0	A/A
control-012	1	51	0	0	1	G/A
control-013	2	61	0	0	0	A/A
control-014	1	57	1	0	1	A/A
control-015	1	81	0	0	1	A/A
control-016	1	79	0	0	1	A/A
control-017	1	53	1	0	0	G/A
control-018	1	65	0	0	0	A/A
control-019	1	56	0	1	1	A/A
control-020	1	64	1	1	1	A/A
control-021	1	62	0	0	1	A/A
control-022	1	72	1	0	0	A/A
control-023	1	66	0	0	1	A/A
control-024	1	29	1	0	1	G/A
control-025	2	71	0	0	0	A/A
control-026	1	38	0	0	1	A/A
control-027	1	71	0	0	1	G/A
control-028	1	60	1	0	1	A/A
control-029	2	53	0	0	1	A/A

control-030	1	58	0	0	0	A/A
control-031	2	52	0	0	0	A/A
control-032	1	67	1	0	0	A/A
control-033	2	69	0	0	1	A/A
control-034	1	80	0	0	1	G/A
control-035	1	77	1	0	1	A/A
control-036	2	38	0	0	0	A/A
control-037	1	28	0	0	0	G/A
control-038	2	65	0	0	1	A/A
control-039	2	52	0	0	0	A/A
control-040	1	66	0	0	0	A/A
control-041	2	46	0	0	0	G/A
control-042	1	56	1	0	1	A/A
control-043	2	68	0	0	1	A/A
control-044	1	59	0	0	0	A/A
control-045	1	62	0	0	1	A/A
control-046	1	71	0	0	0	A/A
control-047	1	60	1	1	0	A/A
control-048	1	56	1	0	0	G/A
control-049	1	73	1	0	0	A/A
control-050	1	60	0	0	0	A/A
control-051	2	72	0	0	0	A/A
control-052	2	61	0	0	0	A/A
control-053	2	66	0	0	0	A/A
control-054	1	61	1	0	0	A/A
control-055	1	71	1	0	0	G/A
control-056	1	77	0	0	0	A/A
control-057	1	64	1	0	0	A/A
control-058	2	54	0	0	0	G/A
control-059	1	63	0	0	0	A/A
control-060	2	56	0	0	0	A/A
control-061	1	63	1	0	0	G/G
control-062	2	71	0	0	1	A/A
control-063	1	72	1	0	0	A/A
control-064	1	46	0	0	0	A/A
control-065	1	62	1	0	0	A/A
control-066	2	59	0	0	0	A/A
control-067	2	79	0	0	0	A/A
control-068	2	60	0	0	1	A/A
control-069	2	52	0	0	1	A/A
control-070	1	56	1	0	0	A/A
control-071	1	59	1	0	0	G/A
control-072	1	61	0	0	1	A/A
control-073	1	63	0	0	1	A/A
control-074	1	75	1	0	1	A/A
control-075	1	72	0	0	0	G/A
control-076	1	64	0	1	0	A/A
control-077	2	67	0	0	1	A/A
control-078	1	58	1	0	0	A/A
control-079	1	70	1	1	1	A/A
control-080	1	58	0	0	0	A/A
control-081	1	78	0	0	1	G/A
control-082	2	61	0	0	0	A/A
control-083	1	67	0	0	1	G/A
control-084	1	41	1	0	1	A/A
control-085	2	69	0	0	0	A/A
control-086	1	62	0	0	0	A/A
control-087	1	69	0	0	0	A/A

control-088	1	81	0	0	0	A/A
control-089	1	57	1	0	0	G/A
control-090	2	51	0	0	1	A/A
control-091	1	55	1	0	0	A/A
control-092	2	37	0	0	0	A/A
control-093	1	65	1	1	0	A/A
control-094	1	57	0	0	1	G/A
control-095	1	80	0	0	0	A/A
control-096	2	49	0	0	0	A/A
control-097	2	46	0	0	0	A/A
control-098	1	65	0	0	0	A/A
control-099	2	64	0	0	1	G/A
control-100	2	65	0	0	0	A/A
control-101	1	69	1	0	0	A/A
control-102	1	78	0	0	1	A/A
control-103	1	43	0	0	0	A/A
control-104	1	64	0	0	0	G/A
control-105	2	56	0	0	1	G/A
control-106	2	78	0	0	1	A/A
control-107	2	52	0	0	1	A/A
control-108	2	57	0	0	0	A/A
control-109	2	80	0	0	1	A/A
control-110	2	73	0	0	0	G/A
control-111	2	67	0	0	0	G/A
control-112	2	53	0	0	0	A/A
control-113	1	48	1	0	1	A/A
control-114	1	57	1	0	0	A/A
control-115	1	62	1	0	1	A/A
control-116	2	71	0	0	0	A/A
control-117	1	69	1	1	0	G/A
control-118	2	53	0	0	0	A/A
control-119	1	75	0	0	1	A/A
control-120	2	49	0	0	1	G/A
control-121	2	61	0	0	0	A/A
control-122	2	62	0	0	1	A/A
control-123	1	53	1	0	1	A/A
control-124	1	62	0	0	1	G/A
control-125	2	78	0	0	1	A/A
control-126	1	63	0	0	0	A/A
control-127	1	33	0	0	0	A/A
control-128	1	81	0	0	1	A/A
control-129	2	59	0	0	1	A/A
control-130	2	70	0	0	0	G/A
control-131	2	56	0	0	0	A/A
control-132	1	69	0	0	1	A/A
control-133	1	58	0	0	0	A/A
control-134	1	60	1	0	0	A/A
control-135	1	59	0	0	1	A/A
control-136	1	76	1	0	0	G/G
control-137	1	52	0	0	0	A/A
control-138	2	34	0	0	0	A/A
control-139	1	60	1	0	1	A/A
control-140	1	76	1	0	0	A/A
control-141	1	81	1	0	0	A/A
control-142	2	50	0	0	1	G/A
control-143	1	57	0	0	0	A/A
control-144	1	51	0	0	0	G/G
control-145	1	76	0	0	0	A/A

control-146	1	64	0	0	0	A/A
control-147	1	60	0	0	0	A/A
control-148	2	65	0	0	1	A/A
control-149	1	55	0	0	1	G/A
control-150	2	70	0	0	0	A/A
control-151	1	38	1	0	0	A/A
control-152	1	64	0	0	1	A/A
control-153	1	62	0	0	0	A/A
control-154	1	54	1	0	0	G/A
control-155	1	64	0	0	0	A/A
control-156	1	56	0	0	0	A/A
control-157	2	60	0	0	1	A/A
control-158	1	64	0	0	0	A/A
control-159	1	78	0	0	1	G/A
control-160	1	58	0	0	0	A/A
control-161	1	46	0	0	0	A/A
control-162	2	72	0	0	0	G/A
control-163	1	44	1	0	1	A/A
control-164	2	41	0	0	0	A/A
control-165	1	46	1	0	1	G/A
control-166	1	82	1	0	0	A/A
control-167	2	67	0	0	0	G/A
control-168	2	65	0	0	0	G/A
control-169	2	66	0	0	1	G/A
control-170	1	61	1	0	0	A/A
control-171	1	52	0	0	0	A/A
control-172	2	67	0	0	1	A/A
control-173	1	60	1	0	1	A/A
control-174	1	56	1	0	0	A/A
control-175	1	60	0	0	1	G/A
control-176	1	57	0	0	1	A/A
control-177	2	65	0	0	0	A/A
control-178	2	70	0	0	0	G/G
control-179	2	69	0	0	1	G/A
control-180	1	74	0	0	0	G/A
control-181	1	63	1	0	1	A/A
control-182	1	53	1	0	0	A/A
control-183	2	25	0	0	0	A/A
control-184	2	79	0	0	0	A/A
control-185	2	43	0	0	0	A/A
control-186	1	62	1	0	1	G/A
control-187	2	74	0	0	1	G/A
control-188	2	73	0	0	0	G/G
control-189	2	62	0	0	0	A/A
control-190	1	74	1	0	0	G/A
control-191	1	58	0	0	0	A/A
control-192	2	69	0	0	1	A/A
control-193	2	51	0	0	0	A/A
control-194	1	61	0	0	1	A/A
control-195	1	66	0	0	1	A/A
control-196	1	74	1	0	0	A/A
control-197	1	55	0	0	1	A/A
control-198	2	72	0	0	0	A/A
control-199	1	56	0	0	0	A/A
control-200	2	78	0	0	1	G/A
control-201	1	43	0	0	1	A/A
control-202	2	63	0	0	1	G/A
control-203	2	61	0	0	1	A/A

control-204	1	59	1	0	1	A/A
control-205	1	60	1	0	0	A/A
control-206	1	77	0	0	1	A/A
control-207	1	79	0	0	1	G/A
control-208	2	63	0	0	1	A/A
control-209	2	39	0	0	1	A/A
control-210	1	42	0	0	1	A/A
control-211	1	68	0	1	0	A/A
control-212	1	58	0	0	0	A/A
control-213	1	54	0	0	0	A/A
control-214	1	57	1	0	1	A/A
control-215	1	66	0	0	0	G/A
control-216	1	74	0	0	1	A/A
control-217	2	50	0	0	0	A/A
control-218	1	68	1	0	1	A/A
control-219	1	60	0	0	1	G/A
control-220	1	44	1	0	1	G/A
control-221	2	59	0	0	1	G/A
control-222	1	73	0	0	1	A/A
control-223	1	75	1	0	1	A/A
control-224	1	65	0	0	0	G/A
control-225	1	62	1	0	0	A/A
control-226	1	57	0	0	0	A/A
control-227	2	76	0	0	1	A/A
control-228	1	46	0	0	1	A/A
control-229	1	47	1	0	1	A/A
control-230	2	60	0	0	1	A/A
control-231	1	59	0	0	0	A/A
control-232	2	52	0	0	0	A/A
control-233	1	52	0	0	1	A/A
control-234	1	76	0	0	1	A/A
control-235	1	75	0	0	1	A/A
control-236	2	51	0	0	1	A/A
control-237	1	66	0	0	1	A/A
control-238	1	47	1	0	1	G/A
control-239	2	61	0	0	0	A/A
control-240	1	44	0	0	0	A/A
control-241	2	62	0	0	1	A/A
control-242	1	40	0	0	1	A/A
control-243	1	50	0	1	1	A/A
control-244	2	59	0	0	0	G/A
control-245	1	48	0	0	1	A/A
control-246	1	74	1	1	1	A/A
control-247	1	57	0	0	0	G/A
control-248	1	69	1	0	1	A/A
control-249	1	62	0	0	1	A/A
control-250	2	57	0	0	1	A/A
control-251	1	37	0	0	0	A/A
control-252	1	64	0	0	1	A/A
control-253	1	64	0	0	0	A/A
control-254	1	45	0	0	1	A/A
control-255	1	77	0	0	0	G/A
control-256	1	60	0	0	0	A/A
control-257	1	68	0	0	0	G/A
control-258	1	49	1	1	0	G/A
control-259	1	49	0	0	0	G/A
control-260	1	43	0	0	1	A/A
control-261	1	81	0	0	1	G/A

control-262	1	46	0	0	1	A/A
control-263	2	55	0	0	1	A/A
control-264	1	79	1	1	0	G/A
control-265	1	71	1	1	0	A/A
control-266	1	64	0	0	0	A/A
control-267	2	57	0	0	0	G/A
control-268	2	78	0	0	1	G/A
control-269	1	58	1	0	1	A/A
control-270	1	74	0	0	0	A/A
control-271	1	41	0	0	1	A/A
control-272	2	54	0	0	1	A/A
control-273	1	59	1	1	0	A/A
control-274	1	70	0	0	0	A/A
control-275	1	55	1	0	1	G/A
control-276	1	35	0	0	0	G/A
control-277	1	58	0	0	0	A/A
control-278	1	59	0	0	1	A/A
control-279	1	60	0	0	0	G/A
control-280	1	58	0	0	0	A/A
control-281	2	60	0	0	0	A/A
control-282	2	61	0	0	0	A/A
control-283	2	67	0	0	0	G/A
control-284	1	59	1	0	1	A/A
control-285	2	55	0	0	0	A/A
control-286	1	66	0	0	0	A/A
control-287	1	64	0	0	1	A/A
control-288	1	71	0	0	0	A/A
control-289	1	56	1	0	1	A/A
control-290	2	61	0	0	1	A/A
control-291	1	73	1	0	0	A/A
control-292	1	60	1	0	0	G/A
control-293	2	66	0	0	0	G/A
control-294	2	63	0	0	1	G/A
control-295	1	65	1	0	1	A/A
control-296	1	60	0	0	0	G/A
control-297	2	51	0	0	0	A/A
control-298	1	57	0	0	1	A/A
control-299	2	79	0	0	1	G/A
control-300	1	55	1	1	0	A/A
control-301	1	51	0	0	1	A/A
control-302	2	66	0	0	0	A/A
control-303	1	53	1	0	0	A/A
control-304	1	61	0	0	1	G/G
control-305	2	79	0	0	0	G/A
control-306	1	62	0	0	1	A/A
control-307	1	60	1	0	1	G/A
control-308	1	71	1	1	1	G/A
control-309	1	67	0	0	0	A/A
control-310	2	69	0	0	0	A/A
control-311	1	62	0	0	0	A/A
control-312	1	61	1	0	0	G/A
control-313	1	62	1	0	0	A/A
control-314	2	70	0	0	1	A/A
control-315	2	56	0	0	1	A/A
control-316	2	68	0	0	1	G/A
control-317	2	53	0	0	1	A/A
control-318	2	56	0	0	1	A/A
control-319	2	48	0	0	0	A/A

control-320	1	43	1	0	0	A/A
control-321	1	61	0	0	1	G/A
control-322	1	67	0	0	1	A/A
control-323	1	57	0	0	0	A/A
control-324	1	39	0	0	1	A/A
control-325	1	63	0	0	0	A/A
control-326	1	74	1	0	0	G/A
control-327	1	76	0	0	1	A/A
control-328	1	67	0	0	0	A/A
control-329	1	61	0	0	0	A/A
control-330	1	74	0	1	0	G/A
control-331	2	65	0	0	1	A/A
control-332	1	71	1	0	0	A/A
control-333	1	59	1	0	0	G/A
control-334	1	69	1	0	0	A/A
control-335	2	78	0	0	0	A/A
control-336	1	59	0	0	1	A/A
control-337	1	63	1	0	1	G/A
control-338	1	82	1	0	0	G/A
control-339	2	63	0	0	1	G/A
control-340	1	71	1	0	1	G/A
control-341	1	64	0	1	0	A/A
control-342	1	56	0	0	0	G/A
control-343	2	72	0	0	1	A/A
control-344	1	62	1	0	0	A/A
control-345	2	51	0	0	0	A/A
control-346	1	58	1	0	0	G/A
control-347	1	60	0	0	0	G/A
control-348	2	66	0	0	0	G/A
control-349	2	70	0	0	0	G/A
control-350	2	81	0	0	1	G/A
control-351	1	57	0	0	1	A/A
control-352	2	61	0	0	0	G/A
control-353	2	59	0	0	0	A/A
control-354	1	79	0	0	0	A/A
control-355	2	54	0	0	0	A/A
control-356	1	64	0	0	0	A/A
control-357	2	48	0	0	1	A/A
control-358	1	74	1	0	1	A/A
control-359	1	63	1	0	0	A/A
control-360	2	69	0	0	0	A/A
control-361	2	74	0	0	1	G/A
control-362	1	59	0	0	1	A/A
control-363	2	63	0	0	1	A/A
control-364	1	73	0	0	1	G/A
control-365	2	68	0	0	0	A/A
control-366	1	76	0	0	0	A/A
control-367	1	65	0	0	0	G/A
control-368	1	73	0	0	1	G/G
control-369	2	59	0	0	0	A/A
control-370	1	65	1	0	0	A/A
control-371	1	66	0	0	0	G/A
control-372	2	67	0	0	0	A/A
control-373	2	55	0	0	0	A/A
control-374	1	78	0	0	1	G/A
control-375	1	71	0	0	1	G/A
control-376	2	67	0	0	0	A/A
control-377	1	53	0	0	1	A/A

control-378	2	67	0	0	1	A/A
control-379	2	68	0	0	1	G/A
control-380	2	82	0	0	0	G/A
control-381	1	55	1	0	0	A/A
control-382	2	63	0	0	1	A/A
control-383	1	38	0	0	1	A/A
control-384	2	72	0	0	0	A/A
control-385	1	56	1	0	1	A/A
control-386	1	80	0	0	0	A/A
control-387	1	56	0	0	1	A/A
control-388	1	65	0	0	0	A/A
control-389	1	59	0	0	1	A/A
control-390	1	72	0	0	0	A/A
control-391	1	59	1	0	1	A/A
control-392	1	77	1	0	0	A/A
control-393	1	60	0	0	0	G/A
control-394	1	56	1	0	0	G/A
control-395	1	49	0	0	0	A/A
control-396	1	62	0	0	0	A/A
control-397	2	68	0	0	0	A/A
control-398	1	70	1	0	1	G/A
control-399	2	65	0	0	1	A/A
control-400	2	77	0	0	1	A/A
control-401	1	49	1	0	0	A/A
control-402	1	71	1	0	1	A/A
control-403	1	52	0	0	0	A/A
control-404	1	47	0	0	0	G/A
control-405	1	48	0	0	1	A/A
control-406	2	46	0	0	0	A/A
control-407	2	51	0	0	0	G/A
control-408	1	67	1	0	1	A/A
control-409	1	78	0	0	0	A/A
control-410	1	48	1	0	0	G/A
control-411	2	56	0	0	0	A/A
control-412	2	51	0	0	1	A/A
control-413	1	82	0	0	1	G/A
control-414	2	63	0	0	1	A/A
control-415	2	54	0	0	1	A/A
control-416	2	52	0	0	1	A/A
control-417	1	52	0	0	1	G/A
control-418	1	58	1	0	0	A/A
control-419	1	78	0	0	0	A/A
control-420	1	51	0	0	0	A/A
control-421	2	68	0	0	1	G/A
control-422	1	52	0	0	0	A/A
control-423	2	51	0	0	1	A/A
control-424	2	66	0	0	1	A/A
control-425	2	62	0	0	0	A/A
control-426	1	66	0	0	0	G/A
control-427	1	65	0	0	1	A/A
control-428	2	60	0	0	0	A/A
control-429	1	48	0	0	1	A/A
control-430	2	53	0	0	1	A/A
control-431	1	70	1	0	1	A/A
control-432	2	60	0	0	1	A/A
control-433	2	63	0	0	0	A/A
control-434	2	61	0	0	1	A/A
control-435	1	78	1	0	0	G/A

control-436	1	55	0	0	0	A/A
control-437	1	69	0	0	1	A/A
control-438	1	67	0	0	1	G/A
control-439	1	62	0	0	0	A/A
control-440	2	49	0	0	0	G/A
control-441	1	55	0	0	1	A/A
control-442	1	62	1	0	0	A/A
control-443	1	48	1	0	1	A/A
control-444	1	49	1	0	1	G/A
control-445	1	61	0	0	1	A/A
control-446	2	77	0	0	1	G/A
control-447	2	53	0	0	0	A/A
control-448	1	69	1	0	0	A/A
control-449	2	70	0	0	1	A/A
control-450	1	52	0	0	0	A/A
control-451	2	61	0	0	0	A/A
control-452	2	67	0	0	0	A/A
control-453	1	30	0	0	0	G/G
control-454	1	58	0	0	0	G/A
control-455	2	61	0	0	1	A/A
control-456	1	75	0	0	0	A/A
control-457	1	54	0	0	0	A/A
control-458	2	42	0	0	0	A/A
control-459	2	61	0	0	0	G/A
control-460	1	57	0	0	0	A/A
control-461	1	50	1	0	1	A/A
control-462	2	66	0	0	0	A/A
control-463	1	55	1	0	1	A/A
control-464	2	52	0	0	1	A/A
control-465	1	41	0	0	0	A/A
control-466	2	63	0	0	1	A/A
control-467	1	59	0	0	1	A/A
control-468	1	74	1	1	0	A/A
control-469	1	68	0	0	0	G/A
control-470	1	63	1	1	1	G/A
control-471	1	60	1	0	0	G/A
control-472	1	59	0	0	1	G/A
control-473	2	57	0	0	1	A/A
control-474	1	60	1	0	1	G/A
control-475	2	42	0	0	0	A/A
control-476	1	54	1	0	0	A/A
control-477	2	42	0	0	1	A/A
control-478	1	51	0	0	0	A/A
control-479	1	50	0	0	1	A/A
control-480	1	58	0	0	1	G/A
control-481	2	65	1	0	1	G/A
control-482	2	73	0	0	0	G/G
control-483	1	51	0	0	0	A/A
control-484	1	64	0	0	1	A/A
control-485	1	27	0	0	0	G/A
control-486	1	63	1	0	0	A/A
control-487	1	53	1	0	0	A/A
control-488	2	64	0	0	0	A/A
control-489	1	55	1	0	0	A/A
control-490	1	39	1	0	0	G/A
control-491	1	69	0	0	1	A/A
control-492	1	50	1	0	0	A/A
control-493	1	76	1	0	0	A/A

control-494	1	79	1	0	0	A/A
control-495	1	52	1	0	0	A/A
control-496	2	79	0	0	1	A/A
control-497	2	58	0	0	1	A/A
control-498	1	43	0	0	0	A/A
control-499	2	53	0	0	0	A/A
control-500	2	71	0	0	1	G/A
control-501	1	78	0	0	0	G/A
control-502	1	63	1	0	0	G/A
control-503	1	57	1	0	1	G/A
control-504	2	60	0	0	0	A/A
control-505	1	67	0	0	1	G/A
control-506	1	66	0	0	1	A/A
control-507	1	62	0	0	1	G/A
control-508	2	61	0	0	1	A/A
control-509	1	61	1	0	1	A/A
control-510	1	66	0	0	1	A/A
control-511	1	52	0	0	1	G/A
control-512	2	71	0	0	1	A/A
control-513	2	73	0	0	1	G/A
control-514	1	60	1	0	0	G/A
control-515	1	72	1	1	0	A/A
control-516	1	70	0	0	0	A/A
control-517	1	68	0	0	0	A/A
control-518	1	71	1	0	0	A/A
control-519	2	69	0	0	1	A/A
control-520	2	61	0	0	1	G/A
control-521	1	69	0	0	1	A/A
control-522	1	74	1	0	1	A/A
control-523	2	52	0	0	1	A/A
control-524	1	41	0	0	0	A/A
control-525	1	52	0	0	0	A/A
control-526	2	44	0	0	0	G/G
control-527	2	50	0	0	0	A/A
control-528	1	63	0	0	1	G/A
control-529	1	59	1	0	1	A/A
control-530	1	44	0	0	1	G/A
control-531	2	66	0	0	0	G/A
control-532	1	59	1	1	0	A/A
control-533	1	61	1	0	1	G/A
control-534	2	53	0	0	1	A/A
control-535	1	66	1	0	1	A/A
control-536	2	54	0	0	0	A/A
control-537	2	51	0	0	1	G/A
control-538	2	61	0	0	0	A/A
control-539	1	56	0	0	1	A/A
control-540	1	52	0	0	1	G/A
control-541	2	49	0	0	1	A/A
control-542	2	48	0	0	0	A/A
control-543	2	45	0	0	1	A/A
control-544	2	47	0	0	0	G/A
control-545	2	65	0	0	1	A/A
control-546	1	73	1	0	0	A/A
control-547	2	59	0	0	0	A/A
control-548	1	59	0	0	0	G/A
control-549	1	79	0	0	1	A/A
control-550	1	67	0	0	0	A/A
control-551	1	78	0	0	0	G/A

control-552	1	59	0	0	1	G/A
control-553	1	71	0	0	0	A/A
control-554	1	59	0	0	1	A/A
control-555	1	47	1	0	1	A/A
control-556	2	68	0	0	0	A/A
control-557	1	64	0	1	0	A/A
control-558	2	50	0	0	1	G/A
control-559	1	74	1	0	0	A/A
control-560	2	50	0	0	0	A/A
control-561	1	70	0	0	0	A/A
control-562	2	73	0	0	1	A/A
control-563	1	82	0	0	0	G/A
control-564	2	63	0	0	0	A/A
control-565	1	53	0	0	0	A/A
control-566	2	59	0	0	0	G/A
control-567	1	58	0	0	0	G/A
control-568	1	68	0	0	0	A/A
control-569	2	53	0	0	1	A/A
control-570	2	65	0	0	1	G/A
control-571	2	73	0	0	1	A/A
control-572	1	73	1	0	0	A/A
control-573	1	77	1	0	1	A/A
control-574	2	56	0	0	1	A/A
control-575	1	59	0	0	0	A/A
control-576	2	51	0	0	1	A/A
control-577	1	62	0	0	1	G/A
control-578	1	55	0	0	0	A/A
control-579	2	59	0	0	1	A/A
control-580	1	62	0	0	1	A/A
control-581	1	69	0	0	0	G/A
control-582	1	74	0	0	0	G/A
control-583	1	29	0	0	1	A/A
control-584	1	59	0	0	0	A/A
control-585	1	70	0	0	1	A/A
control-586	1	52	1	0	0	A/A
control-587	1	60	0	0	1	A/A
control-588	2	61	0	0	0	A/A
control-589	1	69	1	0	1	A/A
control-590	2	77	0	0	1	A/A
control-591	2	72	0	0	0	A/A
control-592	2	77	0	0	0	A/A
control-593	2	69	0	0	1	A/A
control-594	1	59	0	0	1	A/A
control-595	2	63	0	0	1	A/A
control-596	2	66	0	0	0	G/A
control-597	1	63	0	0	1	A/A
control-598	1	76	0	0	0	G/A
control-599	1	74	0	0	1	A/A
control-600	2	59	0	0	1	A/A
control-601	1	73	1	0	1	A/A
control-602	1	57	0	0	1	A/A
control-603	2	72	0	0	1	A/A
control-604	1	63	0	0	0	A/A
control-605	2	68	0	0	1	A/A
control-606	2	79	0	0	1	G/A
control-607	1	76	0	0	1	G/A
control-608	1	66	0	0	1	G/A
control-609	1	61	1	0	1	A/A

control-610	1	53	0	0	1	G/A
control-611	2	58	0	0	0	A/A
control-612	2	78	0	0	1	A/A
control-613	1	62	0	0	1	A/A
control-614	2	66	0	0	1	A/A
control-615	1	69	1	0	0	G/A
control-616	1	73	0	0	0	G/A
control-617	1	76	1	0	0	G/A
control-618	1	57	1	0	0	A/A
control-619	1	57	1	0	1	G/A
control-620	1	46	1	1	1	G/A
control-621	2	73	0	0	1	G/A
control-622	1	60	1	1	0	A/A
control-623	2	65	0	0	0	G/A
control-624	1	66	1	0	0	A/A
control-625	1	62	0	0	0	A/A
control-626	2	71	0	0	0	G/A
control-627	2	74	0	0	0	A/A
control-628	2	74	0	0	1	G/A
control-629	2	71	0	0	0	A/A
control-630	1	71	1	0	1	A/A
control-631	1	54	1	0	0	G/A
control-632	1	78	0	0	0	A/A
control-633	1	53	0	0	0	A/A
control-634	2	64	0	0	1	A/A
control-635	2	71	0	0	1	A/A
control-636	2	68	0	0	1	A/A
control-637	1	64	1	1	1	A/A
control-638	1	55	0	0	1	A/A
control-639	2	60	0	0	0	A/A
control-640	1	73	1	0	1	A/A
control-641	1	68	0	0	0	A/A
control-642	1	75	1	0	0	A/A
control-643	1	79	0	0	0	A/A
control-644	1	59	1	0	0	A/A
control-645	1	76	0	0	1	A/A
control-646	1	59	1	0	1	G/A
control-647	1	63	1	0	0	A/A
control-648	1	62	1	1	1	A/A
control-649	1	66	1	0	1	A/A
control-650	1	53	0	0	1	A/A
control-651	1	52	0	0	0	A/A
control-652	2	77	0	0	0	A/A
control-653	1	81	0	0	0	A/A
control-654	1	67	0	0	0	G/A
control-655	1	54	1	0	1	A/A
control-656	1	55	0	0	0	A/A
control-657	2	69	0	0	1	G/A
control-658	2	74	0	0	0	A/A
control-659	2	76	0	0	1	G/A
control-660	1	65	0	1	0	A/A
control-661	1	58	1	1	1	G/A
control-662	1	68	0	0	1	A/A
control-663	1	51	1	0	1	A/A
control-664	1	48	1	0	1	G/A
control-665	2	54	0	0	0	A/A
control-666	1	79	0	1	0	A/A
control-667	2	60	0	0	1	G/A

control-668	2	64	0	0	0	A/A
control-669	1	66	0	0	1	A/A
control-670	1	68	1	0	0	G/A
control-671	1	59	1	1	1	G/A
control-672	1	67	1	0	0	G/A
control-673	2	59	0	0	0	A/A
control-674	1	73	0	0	0	A/A
control-675	1	56	1	0	0	A/A
control-676	1	60	0	0	0	A/A
control-677	1	51	0	0	0	A/A
control-678	1	58	1	0	0	A/A
control-679	1	78	0	0	1	A/A
control-680	1	65	0	0	0	A/A
control-681	2	71	0	0	0	A/A
control-682	1	63	0	0	0	A/A
control-683	1	66	0	0	1	A/A
control-684	1	78	1	0	0	A/A
control-685	2	58	0	0	0	A/A
control-686	1	68	0	0	1	A/A
control-687	2	61	0	0	0	A/A
control-688	1	68	0	0	0	A/A
control-689	1	62	1	1	1	G/A
control-690	1	69	0	0	0	A/A
control-691	1	54	0	0	0	G/A
control-692	1	58	0	0	1	A/A
control-693	2	60	0	0	1	A/A
control-694	1	69	1	1	0	G/A
control-695	1	59	1	0	1	A/A
control-696	2	59	0	0	1	A/A
control-697	1	64	0	0	1	A/A
control-698	1	58	1	0	0	A/A
control-699	1	60	0	0	1	G/A
control-700	1	60	1	1	1	A/A
control-701	2	50	0	0	0	A/A
control-702	1	54	1	1	1	G/A
control-703	1	58	0	0	1	A/A
control-704	1	68	1	0	1	A/A
control-705	1	57	0	0	0	G/A
control-706	2	71	0	0	0	A/A
control-707	1	62	0	0	1	G/A
control-708	1	66	0	0	0	A/A
control-709	1	65	1	0	1	A/A
control-710	1	61	0	0	1	G/A
control-711	2	61	0	0	0	A/A
control-712	2	57	0	0	0	G/A
control-713	1	56	1	1	1	A/A
control-714	2	71	0	0	1	A/A
control-715	2	59	0	0	1	A/A
control-716	2	61	0	0	1	A/A
control-717	2	54	0	1	0	A/A
control-718	1	65	0	0	1	A/A
control-719	1	64	1	0	0	G/A
control-720	2	66	0	0	1	A/A
control-721	1	56	1	1	0	A/A
control-722	1	51	1	0	1	A/A
control-723	1	54	0	0	1	G/A
control-724	1	75	1	0	1	G/A
control-725	1	59	1	1	0	G/A

control-726	1	57	1	0	1	A/A
control-727	1	66	0	1	1	G/A
control-728	1	73	0	0	1	A/A
control-729	1	63	0	1	0	G/A
control-730	2	77	0	0	0	G/A
control-731	1	52	1	1	0	A/A
control-732	2	65	0	0	0	A/A
control-733	1	59	1	0	0	A/A
control-734	1	67	0	0	0	G/G
control-735	1	64	0	1	1	A/A
control-736	1	57	1	0	1	A/A
control-737	1	52	0	0	1	A/A
control-738	1	73	0	0	0	A/A
control-739	1	51	0	0	1	A/A
control-740	1	68	1	1	1	G/A
control-741	1	63	0	0	0	A/A
control-742	2	70	0	0	0	A/A
control-743	1	63	1	0	1	G/A
control-744	2	68	0	0	1	A/A
control-745	2	55	0	0	1	A/A
control-746	1	55	1	1	1	A/A
control-747	1	68	1	1	0	G/A
control-748	1	64	1	1	0	G/A
control-749	1	60	0	0	0	G/A
control-750	1	73	1	1	1	A/A
control-751	1	50	0	0	0	A/A
control-752	1	51	0	1	1	G/A
control-753	1	77	0	0	1	A/A
control-754	1	58	1	1	0	A/A
control-755	1	57	0	0	0	G/G
control-756	1	61	1	1	1	G/A
control-757	1	63	1	0	0	G/A
control-758	2	70	0	0	1	A/A
control-759	1	70	1	0	1	A/A
control-760	1	60	1	0	0	A/A
control-761	1	79	0	0	0	A/A
control-762	2	66	0	0	1	A/A
control-763	1	70	1	1	1	A/A
control-764	1	65	1	0	0	G/A
control-765	2	63	0	0	0	G/A
control-766	2	59	0	0	1	A/A
control-767	1	59	1	1	0	G/A
control-768	1	61	1	1	0	A/A
control-769	1	50	0	1	1	G/A
control-770	1	71	1	0	0	A/A
control-771	2	50	0	0	1	A/A
control-772	1	65	0	0	1	A/A
control-773	1	69	0	0	1	A/A
control-774	2	73	0	0	1	A/A
control-775	1	68	0	0	0	A/A
control-776	2	56	0	0	0	G/A
control-777	1	78	1	1	0	A/A
control-778	1	65	1	1	0	G/A
control-779	1	74	0	0	1	A/A
control-780	1	75	1	0	1	A/A
control-781	1	55	0	0	0	G/A
control-782	2	68	0	0	1	A/A
control-783	2	59	0	0	1	G/G

control-784	1	59	0	0	0	A/A
control-785	1	59	1	0	0	A/A
control-786	1	56	0	0	1	A/A
control-787	2	63	0	0	1	A/A
control-788	1	70	1	1	0	G/A
control-789	2	71	0	0	1	A/A
control-790	1	52	1	0	1	A/A
control-791	2	68	0	0	1	A/A
control-792	2	53	0	0	1	A/A
control-793	1	61	1	1	0	A/A
control-794	1	74	0	0	1	A/A
control-795	2	72	0	0	1	A/A
control-796	1	74	0	0	0	A/A
control-797	2	68	0	0	0	G/A
control-798	1	76	0	0	1	A/A
control-799	1	61	0	0	0	G/A
control-800	1	61	0	1	1	A/A
control-801	1	74	1	0	1	A/A
control-802	1	71	1	0	1	A/A
control-803	1	56	0	0	0	A/A
control-804	1	64	1	1	0	A/A
control-805	2	53	0	0	1	A/A
control-806	1	71	0	0	1	A/A
control-807	1	52	0	0	1	A/A
control-808	1	70	0	0	0	A/A
control-809	1	52	1	0	1	A/A
control-810	1	66	0	0	0	A/A
control-811	2	57	0	0	0	A/A
control-812	1	56	1	1	0	A/A
control-813	1	75	1	1	0	?
control-814	2	62	0	0	0	G/A
control-815	1	74	0	0	1	A/A
control-816	2	70	0	0	0	G/A
control-817	1	73	0	0	0	A/A
control-818	2	61	0	0	0	A/A
control-819	1	73	0	0	1	G/A
control-820	2	57	0	0	0	A/A
control-821	2	63	0	0	1	A/A
control-822	2	58	0	0	1	G/A
control-823	1	66	0	0	0	A/A
control-824	1	67	1	0	1	A/A
control-825	1	65	1	1	1	G/A
control-826	1	50	0	0	0	A/A
control-827	2	55	0	0	1	A/A
control-828	1	74	0	0	1	A/A
control-829	1	56	0	0	1	A/A
control-830	2	59	0	0	0	A/A
control-831	1	65	1	1	0	G/G
control-832	2	72	0	0	0	G/A
control-833	2	47	0	0	1	G/A
control-834	1	58	1	1	0	A/A
control-835	1	60	1	1	0	A/A
control-836	1	69	0	0	1	A/A
control-837	2	62	0	0	0	G/A
control-838	1	74	1	1	1	A/A
control-839	2	61	0	0	1	A/A
control-840	2	69	0	0	1	A/A
control-841	1	78	0	0	0	G/A

control-842	1	70	1	0	1	A/A
control-843	2	53	0	0	0	A/A
control-844	1	58	0	0	1	A/A
control-845	2	61	0	0	0	A/A
control-846	1	68	0	0	0	G/A
control-847	1	68	0	0	0	A/A
control-848	1	69	0	0	1	A/A
control-849	1	61	0	0	0	A/A
control-850	2	53	0	0	0	A/A
control-851	1	69	0	0	1	A/A
control-852	2	45	0	0	1	A/A
control-853	1	55	1	1	0	A/A
control-854	2	52	0	0	1	G/A
control-855	1	67	0	0	1	A/A
control-856	1	53	1	0	1	G/A
control-857	2	59	0	0	1	A/A
control-858	1	49	1	1	0	A/A
control-859	2	59	0	0	1	G/A
control-860	1	55	1	0	1	G/G
control-861	1	62	0	0	1	A/A
control-862	2	63	0	0	1	A/A
control-863	1	57	0	1	0	A/A
control-864	1	53	0	0	0	A/A
control-865	2	68	0	0	0	A/A
control-866	1	76	0	0	0	A/A
control-867	2	79	0	0	0	A/A
control-868	1	45	0	0	1	A/A
control-869	1	72	0	0	0	G/A
control-870	1	67	1	1	0	A/A
control-871	1	52	0	0	1	G/A
control-872	2	47	0	0	0	A/A
control-873	1	53	0	0	1	G/A
control-874	2	56	0	0	0	G/A
control-875	1	70	1	0	1	G/A
control-876	1	70	0	0	1	A/A
control-877	2	53	0	0	0	A/A
control-878	1	52	0	1	0	A/A
control-879	1	63	0	0	0	A/A
control-880	2	67	0	0	1	G/A
control-881	2	48	0	0	1	A/A
control-882	1	61	0	1	0	A/A
control-883	2	71	0	0	0	A/A
control-884	1	44	0	0	1	A/A
control-885	1	69	1	0	0	A/A
control-886	1	59	0	0	0	A/A
control-887	1	70	1	0	0	A/A
control-888	1	68	0	0	0	G/G
control-889	1	52	0	0	1	A/A
control-890	2	65	0	0	1	A/A
control-891	2	48	0	0	0	A/A
control-892	2	59	0	0	0	G/A
control-893	1	69	1	1	0	A/A
control-894	1	50	0	0	0	A/A
control-895	1	70	0	0	0	A/A
control-896	2	53	0	0	1	A/A
control-897	1	70	1	1	0	A/A
control-898	1	71	1	0	0	A/A
control-899	1	54	0	0	1	A/A

control-900	1	56	0	0	1	A/A
control-901	2	58	0	0	1	A/A
control-902	1	79	0	0	1	A/A
control-903	2	72	0	0	0	A/A
control-904	1	60	0	0	0	A/A
control-905	2	73	0	0	1	A/A
control-906	1	60	1	0	0	A/A
control-907	2	57	0	0	1	A/A
control-908	1	55	0	0	0	A/A
control-909	2	68	0	0	0	G/A
control-910	2	61	0	0	1	A/A
control-911	1	45	1	1	0	G/A
control-912	2	64	0	0	0	A/A
control-913	1	76	0	0	1	A/A
control-914	2	66	0	0	0	G/A
control-915	2	67	0	0	0	A/A
control-916	2	51	0	0	1	A/A
control-917	1	69	0	0	0	A/A
control-918	2	67	0	0	1	A/A
control-919	1	73	1	0	0	A/A
control-920	1	75	0	0	1	G/A
control-921	1	51	1	0	0	A/A
control-922	1	65	1	0	0	A/A
control-923	2	61	0	0	1	G/A
control-924	2	65	0	0	0	A/A
control-925	2	70	0	0	1	G/A
control-926	1	65	0	0	1	G/A
control-927	1	60	1	0	1	A/A
control-928	1	58	1	1	1	G/A
control-929	2	71	0	0	0	A/A
control-930	2	67	0	0	0	A/A
control-931	2	66	0	0	1	A/A
control-932	1	68	0	0	1	A/A
control-933	1	43	0	0	1	A/A
control-934	1	70	0	0	0	A/A
control-935	2	47	0	0	1	A/A
control-936	2	52	0	0	1	G/A
control-937	1	52	0	0	1	A/A
control-938	2	61	0	0	0	A/A
control-939	2	66	0	0	0	A/A
control-940	2	59	0	0	0	A/A
control-941	1	63	1	0	1	G/A
control-942	1	59	1	1	0	A/A
control-943	1	72	1	0	1	A/A
control-944	1	70	1	0	0	G/A
control-945	2	56	0	0	1	A/A
control-946	2	69	0	0	1	A/A
control-947	1	58	1	1	1	A/A
control-948	1	49	1	1	1	G/A
control-949	2	60	0	0	1	A/A
control-950	1	51	1	1	0	A/A
control-951	2	51	0	0	1	A/A
control-952	1	75	0	0	0	G/A
control-953	1	46	1	0	1	A/A
control-954	1	64	1	0	0	A/A
control-955	1	72	1	1	0	A/A
control-956	1	75	0	0	0	G/G
control-957	1	56	1	1	1	A/A

control-958	2	46	0	0	0	A/A
control-959	2	56	0	0	0	A/A
control-960	2	72	0	0	1	A/A
control-961	1	79	0	0	1	A/A
control-962	1	53	0	0	1	A/A
control-963	1	68	1	1	0	A/A
control-964	1	69	1	1	0	A/A
control-965	1	70	1	0	1	A/A
control-966	1	75	1	0	1	G/A
control-967	2	66	0	0	1	A/A
control-968	1	67	0	0	0	A/A
control-969	1	67	0	0	1	A/A
control-970	2	54	0	0	1	A/A
control-971	1	53	0	0	0	A/A
control-972	1	65	1	0	1	A/A
control-973	2	60	0	0	0	G/A
control-974	2	48	0	0	0	A/A
control-975	1	52	0	0	0	A/A
control-976	2	62	0	0	0	A/A
control-977	2	61	0	0	0	G/A
control-978	1	56	0	0	1	A/A
control-979	1	57	0	0	1	G/A
control-980	1	61	1	1	0	A/A
control-981	2	65	0	0	0	A/A
control-982	1	69	0	0	0	A/A
control-983	1	75	1	1	0	A/A
control-984	2	68	0	0	0	A/A
control-985	1	60	1	0	0	A/A
control-986	1	65	0	0	1	G/A
control-987	2	56	0	0	0	A/A
control-988	1	50	0	1	0	A/A
control-989	1	49	0	0	0	A/A
control-990	2	47	0	0	1	A/A
control-991	2	71	0	0	1	G/A
control-992	1	71	0	0	1	A/A
control-993	1	69	0	0	0	A/A
control-994	1	74	0	0	0	A/A
control-995	2	64	0	0	0	A/A
control-996	2	72	0	0	0	A/A
control-997	1	70	1	0	1	A/A
control-998	1	71	1	1	1	A/A
control-999	2	61	0	0	1	G/A
control-1000	2	60	0	0	0	A/A
control-1001	2	66	0	0	1	A/A
control-1002	1	72	1	0	1	A/A
control-1003	1	69	1	0	0	G/A
control-1004	2	75	0	0	1	A/A
control-1005	2	43	0	0	1	G/A
control-1006	1	75	1	1	0	A/A
control-1007	2	66	0	0	1	G/A
control-1008	1	58	0	0	0	A/A
control-1009	1	67	0	0	1	G/A
control-1010	1	58	0	1	1	A/A
control-1011	1	62	0	0	1	A/A
control-1012	1	67	0	0	0	A/A
control-1013	1	67	1	1	0	G/A
control-1014	1	73	1	0	0	G/A
control-1015	2	66	0	0	1	G/A

control-1016	1	72	0	0	1	A/A
control-1017	2	61	0	0	0	A/A
control-1018	1	66	1	0	0	A/A
control-1019	1	74	0	1	0	A/A
control-1020	2	61	0	0	0	G/A
control-1021	2	70	0	0	1	A/A
control-1022	2	76	0	0	1	A/A
control-1023	1	70	1	0	1	A/A
control-1024	1	73	0	0	0	A/A
control-1025	1	75	0	1	0	G/A
control-1026	1	71	0	0	1	A/A
control-1027	1	69	1	1	1	A/A
control-1028	2	72	0	0	1	A/A
control-1029	2	75	0	0	1	A/A
control-1030	1	60	0	0	0	A/A
control-1031	2	72	0	0	1	A/A
control-1032	1	68	0	0	1	A/A
control-1033	1	56	0	0	1	G/A
control-1034	1	66	0	0	0	A/A
control-1035	2	51	0	0	0	A/A
control-1036	1	70	1	1	1	A/A
control-1037	1	70	1	0	0	A/A
control-1038	1	47	1	1	1	A/A
control-1039	2	72	0	0	0	A/A
control-1040	2	74	0	0	0	G/A
control-1041	2	59	0	0	0	A/A
control-1042	1	69	0	0	1	A/A
control-1043	1	74	0	0	0	A/A
control-1044	1	64	0	0	0	A/A
control-1045	2	66	0	0	0	A/A
control-1046	1	71	1	1	1	A/A
control-1047	2	72	0	0	1	A/A
control-1048	1	65	0	1	1	A/A
control-1049	2	67	0	0	1	A/A
control-1050	2	59	0	0	0	G/A
control-1051	2	53	0	0	0	A/A
control-1052	1	66	1	1	1	G/A
control-1053	2	75	0	0	1	A/A
control-1054	1	50	0	0	1	A/A
control-1055	1	67	0	0	1	G/A
control-1056	2	50	0	0	0	G/A
control-1057	1	69	0	1	1	A/A
control-1058	2	69	0	0	0	A/A
control-1059	1	63	1	0	0	A/A
control-1060	1	52	0	0	0	G/A
control-1061	2	69	0	0	0	A/A
control-1062	1	75	0	0	0	G/A
control-1063	1	76	1	0	0	A/A
control-1064	1	71	1	0	1	A/A
control-1065	1	61	0	1	0	A/A
control-1066	1	73	0	0	1	A/A
control-1067	2	68	0	0	0	A/A
control-1068	1	61	1	1	1	G/A
control-1069	2	61	0	0	0	G/A
control-1070	1	73	1	0	1	A/A
control-1071	1	62	0	0	1	A/A
control-1072	1	52	1	0	0	A/A
control-1073	1	62	1	1	1	G/A

control-1074	2	53	0	0	1	A/A
control-1075	1	74	0	0	0	A/A
control-1076	1	58	1	1	0	A/A
control-1077	2	74	0	0	1	A/A
control-1078	2	67	0	0	1	A/A
control-1079	2	83	0	0	0	G/A
control-1080	1	76	0	0	1	A/A
control-1081	1	44	1	0	0	G/A
control-1082	2	73	0	0	0	A/A
control-1083	1	49	0	0	0	A/A
control-1084	1	70	1	0	1	A/A
control-1085	2	64	0	0	0	A/A
control-1086	1	73	1	1	1	A/A
control-1087	1	73	0	1	1	G/G
control-1088	2	61	0	0	1	A/A
control-1089	1	65	1	1	1	A/A
control-1090	1	76	0	0	0	A/A
control-1091	1	69	1	0	1	G/A
control-1092	1	76	0	0	0	A/A
control-1093	2	68	0	0	1	A/A
control-1094	1	70	1	1	0	G/A
control-1095	1	64	1	1	1	A/A
control-1096	2	62	0	0	1	G/A
control-1097	1	64	0	0	1	G/A
control-1098	1	50	0	1	0	G/A
control-1099	1	46	0	0	1	A/A
control-1100	1	51	1	1	1	A/A
control-1101	1	59	0	0	0	A/A
control-1102	1	71	0	0	0	A/A
control-1103	1	74	0	0	1	G/A
control-1104	1	70	0	0	1	G/A
control-1105	1	69	0	0	1	A/A
control-1106	1	68	1	0	1	A/A
control-1107	1	58	0	1	1	A/A
control-1108	1	72	1	0	1	A/A
control-1109	1	66	1	0	1	A/A
control-1110	1	70	0	0	0	A/A
control-1111	2	48	0	0	0	A/A
control-1112	1	76	1	1	0	G/A
control-1113	1	61	0	0	1	A/A
control-1114	1	67	0	0	1	A/A
control-1115	1	75	0	0	1	G/G
control-1116	1	61	0	1	1	G/A
control-1117	1	74	0	1	1	A/A
control-1118	1	74	0	0	0	A/A
control-1119	1	61	1	0	1	A/A
control-1120	1	62	0	1	0	A/A
control-1121	1	72	1	1	1	A/A
control-1122	1	60	1	0	1	G/A
control-1123	1	72	0	0	1	A/A
control-1124	1	73	1	0	0	G/A
control-1125	1	83	0	0	0	A/A
control-1126	1	73	0	1	1	A/A
control-1127	2	41	0	0	0	A/A
control-1128	1	71	0	0	1	G/A
control-1129	1	58	1	0	1	G/G
control-1130	1	61	1	1	0	G/A
control-1131	2	49	0	0	0	A/A

control-1132	1	72	1	0	0	A/A
control-1133	1	72	0	0	1	A/A
control-1134	2	66	0	0	0	A/A
control-1135	1	68	0	0	0	A/A
control-1136	1	62	1	0	0	A/A
control-1137	2	45	0	0	0	G/A
control-1138	1	71	0	1	0	G/A
control-1139	1	59	0	0	1	G/A
control-1140	2	45	0	0	1	A/A
control-1141	1	71	0	0	1	G/A
control-1142	1	61	0	0	0	G/G
control-1143	1	66	1	1	0	A/A
control-1144	2	46	0	0	1	A/A
control-1145	2	67	0	0	0	G/A
control-1146	1	52	0	0	1	A/A
control-1147	1	65	1	0	0	A/A
control-1148	1	53	0	0	0	A/A
control-1149	2	65	0	0	0	A/A
control-1150	1	64	1	1	1	G/A
control-1151	1	61	1	1	1	A/A
control-1152	1	71	1	0	0	G/A
control-1153	1	75	0	0	1	A/A
control-1154	2	74	0	0	0	A/A
control-1155	1	58	1	1	1	A/A
control-1156	2	62	0	0	0	A/A
control-1157	1	57	1	0	1	A/A
control-1158	1	75	0	0	0	A/A
control-1159	1	64	1	0	0	A/A
control-1160	2	55	0	0	0	A/A
control-1161	2	59	0	0	1	A/A
control-1162	2	59	1	1	1	A/A
control-1163	1	74	1	1	0	G/A
control-1164	2	57	0	0	1	G/A
control-1165	1	59	1	0	0	G/A
control-1166	1	59	0	0	1	A/A
control-1167	2	58	0	0	1	A/A
control-1168	2	72	0	0	1	A/A
control-1169	1	71	1	1	0	A/A
control-1170	1	76	0	0	1	A/A
control-1171	1	60	1	1	0	A/A
control-1172	2	64	0	0	1	A/A
control-1173	1	60	0	0	0	A/A
control-1174	1	75	1	0	0	A/A
control-1175	1	53	0	0	0	A/A
control-1176	1	63	0	0	1	G/A
control-1177	1	46	0	0	1	A/A
control-1178	1	44	0	0	1	A/A
control-1179	1	66	1	0	0	A/A
control-1180	1	74	1	0	0	G/G
control-1181	1	53	1	1	0	G/A
control-1182	2	74	0	0	0	A/A
control-1183	2	62	0	0	0	G/A
control-1184	2	63	0	0	0	A/A
control-1185	1	74	0	0	1	G/A
control-1186	1	51	1	1	1	A/A
control-1187	1	58	0	1	0	G/A
control-1188	1	57	0	0	1	G/A
control-1189	2	56	0	0	1	A/A

control-1190	1	67	0	0	1	A/A
control-1191	1	67	1	1	1	G/A
control-1192	1	57	0	0	0	A/A
control-1193	1	54	0	0	1	A/A
control-1194	1	52	0	0	0	A/A
control-1195	2	52	0	0	0	A/A
control-1196	1	53	0	0	0	A/A
control-1197	1	59	0	0	0	A/A
control-1198	1	61	0	0	0	G/A
control-1199	2	66	0	0	0	A/A
control-1200	2	71	0	0	0	A/A
control-1201	1	63	0	0	0	A/A
control-1202	1	57	0	0	1	G/A
control-1203	1	67	0	0	0	G/A
control-1204	1	65	0	0	1	G/A
control-1205	1	56	0	0	1	G/A
control-1206	1	67	0	0	0	A/A
control-1207	1	71	1	1	0	A/A
control-1208	1	65	0	0	0	A/A
control-1209	1	55	0	0	0	A/A
control-1210	1	68	0	0	1	A/A
control-1211	2	53	0	0	0	A/A
control-1212	2	65	0	0	0	A/A
control-1213	2	72	0	0	0	G/A
control-1214	1	65	1	0	1	A/A
control-1215	1	65	1	0	0	A/A
control-1216	2	68	0	0	1	A/A
control-1217	1	62	0	0	1	A/A
control-1218	1	52	0	0	1	G/A
control-1219	1	70	1	1	0	A/A
control-1220	1	59	0	0	1	A/A
control-1221	1	71	0	0	1	A/A
control-1222	1	64	0	0	0	G/A
control-1223	1	56	0	0	1	A/A
control-1224	1	58	0	0	0	A/A
control-1225	2	49	0	0	1	A/A
control-1226	1	52	0	0	1	A/A
control-1227	2	56	0	0	0	A/A
control-1228	1	72	0	0	0	A/A
control-1229	1	48	0	0	0	G/A
control-1230	1	64	1	1	0	G/A
control-1231	2	53	0	0	0	A/A
control-1232	1	49	0	0	0	A/A
control-1233	1	61	1	0	0	A/A
control-1234	2	54	0	0	0	G/A
control-1235	1	57	1	0	0	A/A
control-1236	1	58	1	0	1	A/A
control-1237	2	68	0	0	0	G/A
control-1238	2	49	0	0	1	A/A
control-1239	2	61	0	0	0	G/A
control-1240	2	59	0	0	0	A/A
control-1241	2	57	0	0	0	A/A
control-1242	2	71	0	0	1	G/A
control-1243	1	55	0	0	1	A/A
control-1244	1	61	1	1	0	A/A
control-1245	1	53	0	0	1	G/A
control-1246	1	59	1	0	1	A/A
control-1247	2	61	0	0	0	G/A

control-1248	2	70	0	0	1	A/A
control-1249	1	69	1	0	0	A/A
control-1250	2	52	0	0	1	A/A
control-1251	2	58	0	0	0	G/A
control-1252	1	69	0	0	0	A/A
control-1253	1	63	0	0	0	G/A
control-1254	2	64	0	0	0	A/A
control-1255	2	59	0	0	1	A/A
control-1256	1	63	0	0	1	A/A
control-1257	1	63	1	0	0	A/A
control-1258	2	58	0	0	0	A/A
control-1259	2	62	0	0	0	G/A
control-1260	1	69	1	0	0	A/A
control-1261	1	62	0	0	1	G/A
control-1262	2	63	0	0	1	G/A
control-1263	1	63	1	0	1	A/A
control-1264	1	72	0	0	0	A/A
control-1265	1	61	0	1	0	G/A
control-1266	2	59	0	0	0	G/A
control-1267	2	59	0	0	0	G/G
control-1268	1	64	0	1	1	A/A
control-1269	2	59	0	0	0	A/A
control-1270	1	69	0	0	1	A/A
control-1271	1	61	1	0	0	A/A
control-1272	1	60	0	1	0	A/A
control-1273	1	64	0	0	1	G/A
control-1274	1	67	0	0	1	G/A
control-1275	1	65	0	0	1	A/A
control-1276	1	59	1	0	1	A/A
control-1277	1	64	0	0	1	A/A
control-1278	1	63	1	1	1	A/A
control-1279	1	57	0	0	1	A/A
control-1280	1	67	1	0	1	A/A
control-1281	1	66	0	0	0	A/A
control-1282	1	69	0	0	1	A/A
control-1283	2	63	0	0	0	A/A
control-1284	2	60	0	0	1	A/A
control-1285	1	67	0	0	1	A/A
control-1286	1	69	0	0	1	A/A
control-1287	2	59	0	0	1	G/A
control-1288	1	70	0	0	0	A/A
control-1289	1	68	1	0	1	A/A
control-1290	1	65	0	0	0	A/A
control-1291	1	68	0	0	0	A/A
control-1292	1	71	0	1	1	A/A
control-1293	2	63	0	0	1	A/A
control-1294	1	72	0	0	0	A/A
control-1295	2	71	0	0	1	A/A
control-1296	2	59	0	0	1	A/A
control-1297	1	62	0	0	0	A/A
control-1298	2	62	0	0	0	G/A
control-1299	1	65	1	0	0	G/A
control-1300	1	70	1	1	0	A/A
control-1301	1	71	0	0	0	A/A
control-1302	1	72	0	0	1	G/A
control-1303	1	63	1	1	0	A/A
control-1304	2	56	0	0	0	G/A
control-1305	1	71	1	0	0	G/A

control-1306	1	60	0	0	0	G/G
control-1307	1	54	0	0	0	A/A
control-1308	1	58	0	0	1	G/G
control-1309	1	51	0	0	1	A/A
control-1310	1	55	0	0	0	A/A
control-1311	1	71	1	0	0	G/G
control-1312	1	59	0	0	1	A/A
control-1313	1	54	0	0	1	?
control-1314	2	55	0	0	1	A/A
control-1315	1	59	0	0	0	A/A
control-1316	1	54	0	0	0	A/A
control-1317	1	69	1	1	0	A/A
control-1318	2	62	0	0	0	G/G
control-1319	2	62	0	0	1	A/A
control-1320	1	54	0	0	0	A/A
control-1321	1	57	0	0	0	A/A
control-1322	1	52	0	0	0	?
control-1323	1	54	0	0	1	G/G
control-1324	1	56	0	0	1	A/A
control-1325	1	52	0	0	0	A/A
control-1326	1	50	0	0	0	A/A
control-1327	1	62	0	0	0	A/A
control-1328	1	40	0	0	1	A/A
control-1329	1	49	0	0	1	A/A
control-1330	1	53	0	0	1	G/G
control-1331	1	45	0	0	0	G/G
control-1332	1	48	0	0	0	A/A
control-1333	1	43	0	0	0	G/G
control-1334	1	61	0	0	1	A/A
control-1335	1	51	0	0	1	G/G
control-1336	1	69	0	0	1	A/A
control-1337	2	72	0	0	1	G/A
control-1338	1	55	0	0	1	A/A
control-1339	2	50	0	0	1	G/A
control-1340	2	56	0	0	1	A/A
control-1341	1	53	1	1	0	A/A
control-1342	2	55	0	0	0	A/A
control-1343	1	62	0	0	1	A/A
control-1344	2	64	0	0	1	A/A
control-1345	1	49	0	0	1	A/A
control-1346	1	63	0	0	0	A/A
control-1347	2	61	0	0	1	A/A
control-1348	1	51	0	0	1	A/A
control-1349	1	47	0	0	0	A/A
control-1350	1	49	0	0	0	G/A
control-1351	2	62	0	0	1	A/A
control-1352	1	40	0	0	0	A/A
control-1353	1	59	0	0	0	G/A
control-1354	1	49	0	0	0	G/A
control-1355	1	63	0	0	0	G/A
control-1356	1	49	0	0	1	G/A
control-1357	1	66	0	0	0	G/A
control-1358	1	42	1	1	0	A/A
control-1359	1	41	0	0	0	A/A
control-1360	2	56	0	0	1	G/A
control-1361	1	60	1	1	0	G/A
control-1362	1	65	1	0	0	A/A
control-1363	1	55	0	0	0	A/A

control-1364	1	63	1	1	0	A/A
control-1365	2	40	0	0	0	A/A
control-1366	1	50	0	1	0	A/A
control-1367	1	50	1	0	0	A/A
control-1368	1	52	0	0	1	A/A
control-1369	1	40	0	0	1	G/G
control-1370	1	52	1	0	0	G/A
control-1371	1	55	1	0	1	A/A
control-1372	1	56	1	0	1	A/A
control-1373	1	49	0	0	1	A/A
control-1374	2	53	0	0	1	G/A
control-1375	1	51	1	0	1	G/A
control-1376	1	53	1	0	1	A/A
control-1377	1	52	1	0	0	A/A
control-1378	1	54	0	0	1	A/A
control-1379	1	53	1	1	0	A/A
control-1380	2	55	0	0	0	A/A
control-1381	1	56	1	0	0	A/A
control-1382	1	53	1	0	1	G/A
control-1383	1	51	1	0	0	G/A
control-1384	1	47	1	0	1	A/A
control-1385	1	56	1	0	1	G/A
control-1386	1	43	1	0	1	A/A
control-1387	1	50	0	0	1	A/A
control-1388	1	47	0	0	0	G/A
control-1389	1	50	1	1	0	A/A
control-1390	1	49	0	0	1	G/A
control-1391	2	56	0	0	0	A/A
control-1392	1	56	1	0	0	G/A
control-1393	1	47	1	0	1	A/A
control-1394	1	52	0	0	0	G/A
control-1395	1	55	0	0	1	A/A
control-1396	1	53	0	0	1	A/A
control-1397	1	56	1	0	1	A/A
control-1398	1	52	1	0	1	G/A
control-1399	1	54	0	0	1	A/A
control-1400	1	47	1	0	1	A/A
control-1401	1	53	0	0	1	G/A
control-1402	1	42	1	0	1	A/A
control-1403	1	44	1	0	0	G/A
control-1404	1	52	1	1	1	G/A
control-1405	1	55	0	1	1	A/A
control-1406	2	51	0	0	1	A/A
control-1407	1	49	0	0	1	A/A
control-1408	1	46	0	0	1	A/A
control-1409	2	52	0	0	0	G/A
control-1410	2	56	0	0	0	A/A
control-1411	1	54	1	0	0	A/A
control-1412	1	51	1	0	0	A/A
control-1413	1	47	0	0	1	A/A
control-1414	1	52	1	0	1	A/A
control-1415	1	53	0	0	1	G/A
control-1416	1	50	1	0	0	G/A
control-1417	1	56	1	1	0	A/A
control-1418	1	51	1	0	0	A/A
control-1419	1	45	1	0	1	A/A
control-1420	1	47	0	0	0	A/A
control-1421	1	53	1	0	0	G/A

control-1422	1	50	1	0	1	A/A
control-1423	1	56	1	0	0	A/A
control-1424	1	49	0	0	1	A/A
control-1425	2	53	0	0	1	A/A
control-1426	1	55	0	0	0	A/A
control-1427	1	49	1	0	0	A/A
control-1428	2	56	0	0	0	A/A
control-1429	1	55	1	0	0	A/A
control-1430	1	49	1	0	1	G/A
control-1431	1	56	1	0	0	G/A
control-1432	1	51	1	0	1	A/A
control-1433	1	53	1	0	0	A/A
control-1434	1	41	0	0	1	A/A
control-1435	1	37	1	0	0	G/A
control-1436	1	53	1	0	1	A/A
control-1437	1	51	1	0	1	G/A
control-1438	1	56	1	0	0	?
control-1439	2	32	0	0	0	G/A
control-1440	1	40	1	0	1	G/A
control-1441	1	54	1	0	1	A/A
control-1442	1	55	0	0	1	A/A
control-1443	1	45	1	0	0	A/A
control-1444	1	41	1	0	1	G/A
control-1445	1	54	1	0	1	G/A
control-1446	1	46	1	0	1	A/A
control-1447	2	50	0	0	1	A/A
control-1448	1	42	1	0	1	A/A
control-1449	1	55	1	0	0	A/A
control-1450	1	56	1	0	0	A/A
control-1451	1	53	1	1	0	G/A
control-1452	1	48	1	0	1	G/A
control-1453	2	56	0	0	0	G/A
control-1454	1	53	0	0	1	A/A
control-1455	1	55	1	0	1	A/A
control-1456	1	54	1	0	1	A/A
control-1457	1	53	0	0	1	G/A
control-1458	1	54	1	0	1	G/G
control-1459	1	51	1	0	0	A/A
control-1460	1	53	1	0	1	G/A
control-1461	1	52	1	0	0	A/A
control-1462	1	53	1	0	1	A/A
control-1463	1	50	1	0	1	G/A
control-1464	1	53	0	0	0	A/A
control-1465	1	53	1	0	1	A/A
control-1466	1	54	0	0	1	A/A
control-1467	1	47	1	0	0	A/A
control-1468	1	55	0	0	1	A/A
control-1469	1	55	1	0	0	A/A
control-1470	1	44	1	0	1	A/A
control-1471	1	54	1	0	1	G/A
control-1472	2	50	0	0	1	A/A
control-1473	2	52	0	0	1	G/A
control-1474	1	53	1	0	1	A/A
control-1475	1	52	1	0	0	A/A
control-1476	1	50	0	0	0	A/A
